



# MEENAKSHI CHANDRASEKARAN COLLEGE OF ARTS AND SCIENCE

( Affiliated to Bharathidasan University, Tiruchirappalli )  
( UGC Recognized 2(f) & 12(B) Institution )

**PG DEPARTMENT OF COMPUTER SCIENCE**

## ATTAINMENT OF PROGRAM OUTCOMES AND COURSE OUTCOMES

### PROGRAM OUTCOME

<b>PO1</b>	An ability to comprehend the basic concepts learnt and apply in real life situations with analytical skills.
<b>PO2</b>	An ability to apply mathematical foundation, algorithmic principles, and computer science theory in the modeling and design of computational systems in a way that demonstrates comprehension of the tradeoff involved in the design choices.
<b>PO3</b>	An ability to apply design and development principles in the construction of software systems of varying complexity.
<b>PO4</b>	An ability to acquire knowledge of modern software tools will be able to contribute effectively as a software engineers.
<b>PO5</b>	An ability to comprehend the related concepts to Computer Science with Allied papers.

**STAFF NAME :** Mrs.R.BOOMA M.Sc., M.Phil.,

**COURSE :** COMPUTER GRAPHICS AND MULTIMEDIA - MBECS2:1/10

### COURSE OUTCOME

<b>CO1</b>	Describes Overview of graphics systems, Video display devices, Graphics monitors and workstation, Input devices, Hard-copy devices, Graphics software.
<b>CO2</b>	Understanding Output primitives: Points and lines, Attributes of output primitiveS, Line, Area-fill, Character, Bundled attributes.
<b>CO3</b>	Understanding the concepts of Two-dimensional Geometric transformations, Matrix representations, Composite transformations, Other transformations.
<b>CO4</b>	Describes the concepts of Multimedia in Use, Multimedia Applications, Benefits and Problems, Technology : System Components, Multimedia Platforms.
<b>CO5</b>	Understanding about Technology: Development Tools – Image – Audio – Video.

<b>PO → CO ↓</b>	<b>PO2</b>	<b>PO3</b>	<b>PO4</b>	<b>PO5</b>
CO1	3	2	2	3
CO2	2	2	2	2
CO3	2	2	1	3
CO4	3	1	3	2
CO5	3	2	3	3
<b>AVERAGE</b>	<b>2.6</b>	<b>1.8</b>	<b>2.2</b>	<b>2.6</b>

**INTERNAL EXAMINATION MARK DISTRIBUTION FOR EACH COURSE OUTCOME**

CO	INTERNAL (25)		
	UNIT TEST (15)	SEMINAR (5)	SIGNMENT (5)
CO1	3	1	1
CO2	3	1	1
CO3	3	1	1
CO4	3	1	1
CO5	3	1	1
<b>TOTAL</b>	<b>15</b>	<b>5</b>	<b>5</b>

SNO	REG. NO	NAME	CO1	CO2	CO3	CO4	CO5	TOTAL	% TO TOTAL INTERNAL
1	ABINAYA.C	CB15S 171626	5	5	5	5	5	25	100
2	ABIRAM.I.C	CB15S 171627	4	3	4	3	4	18	72
3	ABIRAM.I.S	CB15S 171628	4	5	4	5	5	23	92
4	ANITHA.M	CB15S 171629	4	3	4	4	4	19	76
5	ANUSHIYA.L	CB15S 171630	4	4	4	4	4	20	80
6	ANUSIYA.R	CB15S 171631	4	3	4	4	4	19	76
7	BAVITHRA.S	CB15S 171632	4	5	4	5	4	22	88
8	BHAVANI.P	CB15S 171633	4	3	4	4	4	19	76
9	DEEPA.V	CB15S 171634	4	4	4	4	4	20	80
10	DHANALASHMI.B	CB15S 171636	4	5	5	5	5	24	96
11	DURGA.D	CB15S 171637	4	5	4	5	5	23	92
12	KAMALASUNTHARI.N	CB15S 171638	2	2	2	2	2	10	40
13	KANMANI.R	CB15S 171639	4	4	4	4	4	20	80
14	KASTHURI.R	CB15S 171640	5	5	5	5	5	25	100
15	KAVIPRIYA.S	CB15S 171641	4	3	4	3	4	18	100
16	KAVIYA.K	CB15S 171642	4	4	4	4	4	20	72
17	KEERTHIGA.R	CB15S 171643	3	3	3	3	3	15	60
18	KOWSHIKA.S	CB15S 171644	3	2	3	3	3	14	56
19	KULANDAIAMMAL.C	CB15S 171645	4	5	4	5	5	23	92
20	LALITHA.D	CB15S 171646	4	5	4	5	4	22	88
21	MADHUMITHA.M	CB15S 171647	4	3	4	4	4	19	76
22	MIDHUNIKA.M	CB15S 171648	3	2	3	3	3	14	56
23	NANTHINI.G	CB15S 171649	5	5	5	5	5	25	100
24	OVIYA.A(12.10.97)	CB15S 171650	4	5	4	5	5	23	92
25	OVIYA.A(20.05.96)	CB15S 171651	5	5	5	5	5	25	100
26	PAVALAKKODI.K	CB15S 171652	4	5	4	5	4	22	88
27	PAVITHRA.B	CB15S 171653	5	5	5	5	5	25	88
28	PAVITHRA.K	CB15S 171654	4	5	4	5	4	22	84
29	POONGUZHALI.R	CB15S 171655	4	4	4	5	4	21	88

30	POORNIMA.E	CB15S 171656	4	5	4	5	4	22	60
31	PREETHA.R	CB15S 171657	3	3	3	3	3	15	60
32	PRIYA.K	CB15S 171658	4	3	4	3	4	18	72
33	PRIYA.M	CB15S 171659	4	3	4	4	4	19	76
34	PRIYADHARSHINI.M	CB15S 171660	4	5	4	5	4	22	88
35	PRIYADHARSHINI.P (18.06.1998)	CB15S 171661	5	5	5	5	5	25	60
36	PRIYADHARSHINI.P (24.08.1996)	CB15S 171662	3	3	3	3	3	15	60
37	PRIYADHARSHINI.R	CB15S 171663	5	5	5	5	5	25	100
38	RAJA RAJESHWARI.K	CB15S 171665	4	5	4	5	4	22	88
39	RAMYA.T	CB15S 171666	5	5	5	5	5	25	88
40	RISHA.N	CB15S 171667	4	5	4	5	4	22	100
41	ROOBIYA.S	CB15S 171668	5	5	5	5	5	25	100
42	SANTHANALAKSHMI .R	CB15S 171669	4	3	4	3	4	18	72
43	SANTHIYA.V	CB15S 171670	4	5	4	5	5	23	92
44	SAPRIN BAJARIA.M	CB15S 171671	4	3	4	4	4	19	76
45	SEERINBANU.N	CB15S 171672	4	4	4	4	4	20	80
46	SERIN.M	CB15S 171673	4	3	4	4	4	19	76
47	SHALINI.J	CB15S 171674	4	5	4	5	4	22	88
48	SHALINI.S	CB15S 171675	4	3	4	4	4	19	76
49	SHAMEERA AYIFA.A	CB15S 171676	4	4	4	4	4	20	80
50	SHANMUGA PRIYA.R	CB15S 171677	4	5	5	5	5	24	96
51	SIVARANJANI.R	CB15S 171678	4	5	4	5	5	23	92
52	SONIYA.K	CB15S 171680	2	2	2	2	2	10	40
53	SOPHIA.P	CB15S 171681	4	4	4	4	4	20	80
54	VAITHEESWARI.R	CB15S 171682	5	5	5	5	5	25	100
55	VASUMATHI.C	CB15S 171683	4	3	4	3	4	18	100
56	VIDHYA.M	CB15S 171684	4	4	4	4	4	20	72
57	VINOTHA.K	CB15S 171685	3	3	3	3	3	15	60
<b>AVERAGE</b>			<b>3.97222222</b>	<b>4</b>	<b>4</b>	<b>4.222</b>	<b>4.1111</b>		

**EXPECTED ATTAINMENT IN EACH CO - 85%**

CO	INT. EXAM+ SEMINAR+ ASSIGNMENT	END SEM	TOTAL	%
CO1	3.94	75	78.94	92.87
CO2	3.97	75	78.97	92.91
CO3	3.97	75	78.97	92.91
CO4	4.2	75	79.2	93.18
CO5	4.09	75	79.09	93.05

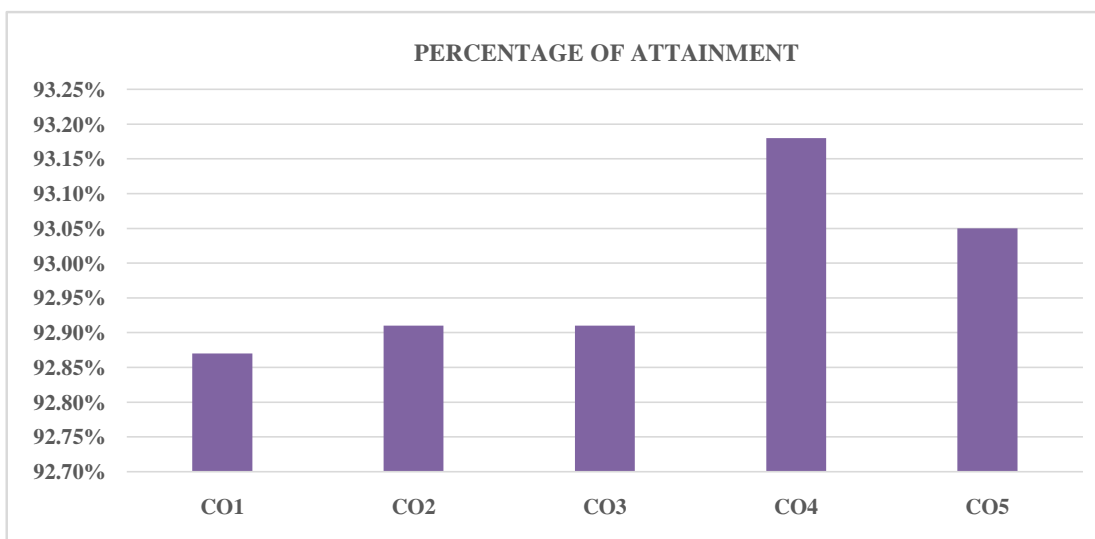
**COURSE ATTAINMENT FOR B.Sc. COMPUTER SCIENCE**

**SUBJECT NAME: COMPUTR GRAPHICS AND MULTIMEDIA**

**SUBJECT CODE: MBECS2:1/10**

**NO. OF STUDENTS: 57**

<b>COURSE OUTCOME</b>	<b>PERCENTAGE OF ATTAINMENT</b>
CO1	92.87%
CO2	92.91%
CO3	92.91%
CO4	93.18%
CO5	93.05%



**COURSE ATTAINMENT FOR B.Sc. COMPUTER SCIENCE**

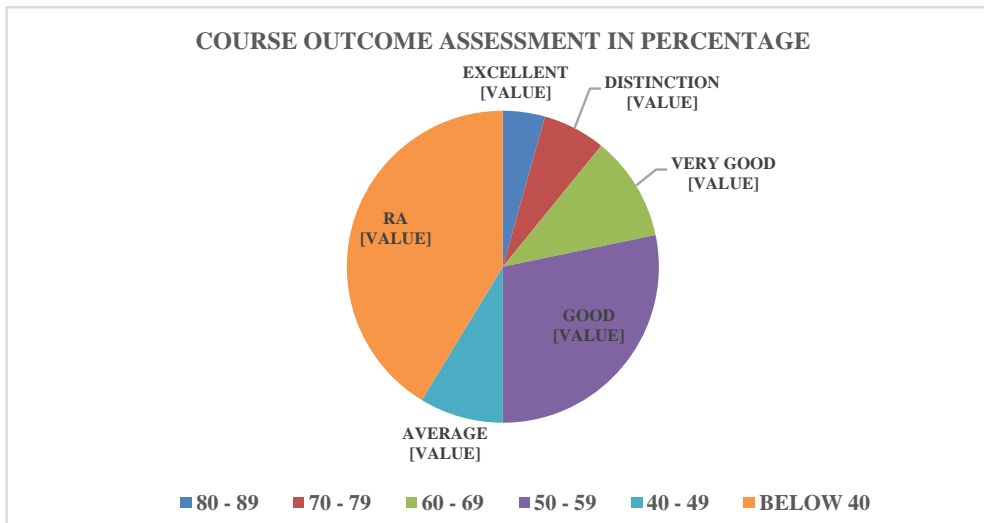
**SUBJECT NAME: COMPUTER GRAPHICS & MULTIMEDIA**

**SUBJECT CODE: MBECS2:1/10**

**NO. OF STUDENTS: 57**

<b>COURSE OUTCOME ASSESSMENT</b>		
<b>CATEGORY (MARKS)</b>	<b>NO. OF STUDENTS</b>	<b>STATUS</b>
90 & ABOVE	0	OUTSTANDING
80 - 89	6	EXCELLENT
70 - 79	8	DISTINCTION
60 - 69	11	VERY GOOD
50 - 59	7	GOOD
40 - 49	3	AVERAGE
BELOW 40	0	RA

COURSE OUTCOME ASSESSMENT IN PERCENTAGE		
CATEGORY (MARKS)	PERCENTAGE	STATUS
80 - 89	17.14%	EXCELLENT
70 - 79	22.86%	DISTINCTION
60 - 69	31.43%	VERY GOOD
50 - 59	20%	GOOD
40 - 49	8.57%	AVERAGE



**PG DEPARTMENT OF COMPUTER SCIENCE  
ATTAINMENT OF PROGRAM OUTCOMES AND COURSE OUTCOMES**

**PROGRAM OUTCOME**

<b>PO1</b>	An ability to comprehend the basic concepts learnt and apply in real life situations with analytical skills.
<b>PO2</b>	An ability to apply mathematical foundation, algorithmic principles, and computer science theory in the modeling and design of computational systems in a way that demonstrates comprehension of the tradeoff involved in the design choices.
<b>PO3</b>	An ability to apply design and development principles in the construction of software systems of varying complexity.
<b>PO4</b>	An ability to acquire knowledge of modern software tools will be able to contribute effectively as a software engineers.
<b>PO5</b>	An ability to comprehend the related concepts to Computer Science with Allied papers.

**STAFF NAME: Ms.A.SARANYA M.Sc., M.Phil.,**

**COURSE : PROGRAMMING IN C- 16SCCCS1**

**COURSE OUTCOME**

<b>CO1</b>	Understanding the basic concepts of C like constants, variables, data types operators and expressions.
<b>CO2</b>	Understanding the concepts of managing input output operations, decision making, branching and looping.
<b>CO3</b>	Understanding the concepts of character Arrays and Strings, User defined Functions.
<b>CO4</b>	Describes the concepts of Structures and Unions and Pointers.
<b>CO5</b>	Understanding about Dynamic memory allocation, Linked lists and Preprocessors.

PO →	PO1	PO2	PO3	PO4	PO5
CO1	3	2	2	2	1
CO2	3	2	3	2	2
CO3	3	2	1	3	1
CO4	3	3	2	2	2
CO5	3	3	3	3	2
<b>AVERAGE</b>	<b>3</b>	<b>2.4</b>	<b>2</b>	<b>2.4</b>	<b>1.6</b>

**INTERNAL EXAMINATION MARK DISTRIBUTION FOR EACH COURSE OUTCOME**

CO	INTERNAL (25)		
	UNIT TEST (15)	SEMINAR (5)	ENMEN
CO1	3	1	1
CO2	3	1	1
CO3	3	1	1
CO4	3	1	1
CO5	3	1	1
<b>TOTAL</b>	<b>15</b>	<b>5</b>	<b>5</b>

SNO	NAME	REG NO	CO3	CO4	CO5	TOTAL	% TO TOTAL INTERNAL MARK
1	AARTHI.M	CB17S 182196	5	5	5	25	100
2	ABITHA.A	CB17S 182197	5	4	5	22	88
3	ABITHA.R	CB17S 182198	4	4	4	21	84
4	AKARA MUDALVI PACKYA.G	CB17S 182199	5	5	5	25	100
5	DEEPA.M	CB17S 182200	3	3	4	18	72
5	DEVIPRIYA.R	CB17S 182201	4	3	4	18	72
6	DURGA.C	CB17S 182202	4	2	2	15	60
7	FARSANABEGAM.A	CB17S 182203	5	5	4	24	96
8	GAYATHRI.S	CB17S 182204	4	3	4	18	72
9	HARSHINI.B	CB17S 182205	4	2	2	15	60
10	ISWARYA.M	CB17S 182206	5	5	5	25	100
11	JAYALAKSHMI.K	CB17S 182208	4	2	2	15	60
12	JAYASAKTHI.P	CB17S 182209	4	3	4	18	72
13	KANMANI.M	CB17S 182210	4	2	2	15	60
14	KARTHIKA.M	CB17S 182211	4	4	4	20	80

15	KEERTHANA.S	CB17S 182212	4	2	2	15	60
16	MAMTHA KULKARNI.S	CB17S 182215	5	4	3	20	80
17	MAMTHA.S	CB17S 182216	3	3	3	18	72
18	NITHIYA.V	CB17S 182217	4	3	4	18	72
19	PARAMESWARI.S	CB17S 182218	4	4	4	25	100
20	PAVITHRA.A	CB17S 182219	4	3	4	18	72
21	POOJA.R	CB17S 182220	3	4	4	19	76
22	POORNA.V	CB17S 182221	5	5	5	25	100
23	PRAVEENA.R	CB17S 182222	4	2	2	20	80
24	PRIYADHARSHINI.M	CB17S 182223	4	4	4	20	80
25	PRIYADHARSHINI.R	CB17S 182224	5	5	5	25	100
26	RAJASRI.V	CB17S 182226	5	5	5	25	100
27	RAMYA.M	CB17S 182227	4	4	4	19	76
28	RITHIKA.M	CB17S 182228	4	3	4	19	76
29	SANGEETHA.A	CB17S 182229	5	4	5	22	88
30	SANGEETHA.K	CB17S 182230	5	4	5	23	92
31	SNEKA.S	CB17S 182231	4	4	4	20	80
32	SOWNDHARYA.L	CB17S 182233	5	5	5	25	100
33	SUMITHRA.K	CB17S 182234	4	4	4	20	80
34	SUSHMITHA.P	CB17S 182235	3	3	3	17	68
35	SUVATHI.G	CB17S 182236	4	4	4	18	72
36	SUVITHA.G	CB17S 182237	5	4	5	23	92
37	SWATHI.S	CB17S 182238	5	5	5	25	100
38	SWETHA.M	CB17S 182239	4	5	5	24	96
39	TAMILYAZHINI.M	CB17S 182240	4	3	4	18	72
40	UMADEVII.B	CB17S 182241	4	5	5	24	96
41	VICITHRA.S	CB17S 182242	4	4	4	20	80

42	SATHYA.V	CB14S 166608	5	5	5	25	100
<b>AVERAGE</b>			3.930232558	4.279	4.3	3.767	4

**EXPECTED ATTAIMENT IN EACH CO - 85%**

CO	INT. EXAM+ SEMINAR+	END SEM	TOTAL	%
CO1	3.94	75	78.94	92.87
CO2	4.27	75	79.27	93.26
CO3	4.27	75	79.27	93.26
CO4	3.79	75	78.79	92.69
CO5	4.02	75	79.02	92.96

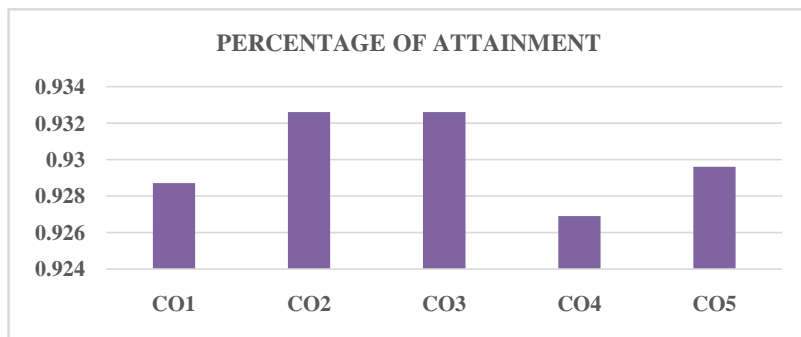
**COURSE ATTAIMENT FOR B.Sc. COMPUTER SCIENCE**

**SUBJECT NAME:** PROGRAMMING IN C

**SUBJECT CODE:** 16SCCCS1

**NO. OF STUDENTS:** 42

COURSE OUTCOME	PERCENTAGE OF ATTAIMENT
CO1	92.87%
CO2	93.26%
CO3	93.26%
CO4	92.69%
CO5	92.96%



**COURSE ATTAIMENT FOR B.Sc. COMPUTER SCIENCE**

**SUBJECT NAME:** PROGRAMMING IN C

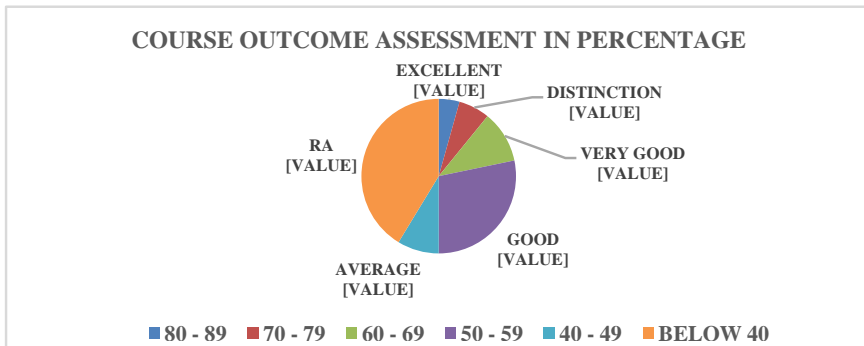
**SUBJECT CODE:** 16SCCCS1

**NO. OF STUDENTS:** 42

<b>COURSE OUTCOME ASSESSMENT</b>		
CATEGORY (MARKS)	NO. OF STUDENTS	STATUS
90 & ABOVE	0	OUTSTANDING
80 - 89	2	EXCELLENT
70 - 79	3	DISTINCTION
60 - 69	5	VERY GOOD
50 - 59	13	GOOD
40 - 49	4	AVERAGE
BELOW 40	19	RA



COURSE OUTCOME ASSESSMENT IN PERCENTAGE		
CATEGORY (MARKS)	PERCENTAGE	STATUS
80 - 89	4.35%	EXCELLENT
70 - 79	6.52%	DISTINCTION
60 - 69	10.87%	VERY GOOD
50 - 59	28.26%	GOOD
40 - 49	8.70%	AVERAGE
BELOW 40	41.30%	RA



  
 PRINCIPAL,  
 Meenakshi Chandrasekaran  
 College of Arts and Science  
 Karambayam, Pattukkottai-613 020  
 Thanjavur-District



**MEENAKSHI CHANDRASEKARAN  
COLLEGE OF ARTS AND SCIENCE**  
( Affiliated to Bharathidasan University, Tiruchirappalli )  
( UGC Recognized 2(f) & 12(B) Institution )

**PG DEPARTMENT OF COMPUTER SCIENCE  
ATTAINMENT OF PROGRAM OUTCOMES AND COURSE OUTCOMES**

**PROGRAM OUTCOME**

<b>PO1</b>	An ability to comprehend the basic concepts learnt and apply in real life situations with analytical skills.
<b>PO2</b>	An ability to apply mathematical foundation, algorithmic principles, and computer science theory in the modeling and design of computational systems in a way that demonstrates comprehension of the tradeoff involved in the design choices.
<b>PO3</b>	An ability to apply design and development principles in the construction of software systems of varying complexity.
<b>PO4</b>	An ability to acquire knowledge of modern software tools will be able to contribute effectively as a software engineers.
<b>PO5</b>	An ability to comprehend the related concepts to Computer Science with Allied papers.
<b>STAFF NAME:Mr.K.FERNANDEZ M.Sc., M.Phil.,</b>	

**COURSE : PROGRAMMING IN C- 16SCCSI  
COURSE OUTCOME**

<b>CO1</b>	Understanding the basic concepts of C like constants, variables, data types operators and expressions.
<b>CO2</b>	Understanding the concepts of managing input output operations, decision making, branching and looping.
<b>CO3</b>	Understanding the concepts of character Arrays and Strings, User defined Functions.

<b>CO4</b>	Describes the concepts of Structures and Unions and Pointers.
<b>CO5</b>	Understanding about Dynamic memory allocation, Linked lists and Preprocessors.

<b>PO → CO↓</b>	<b>PO1</b>	<b>PO2</b>	<b>PO3</b>	<b>PO4</b>	<b>PO5</b>
CO1	3	2	2	2	1
CO2	3	2	3	2	2
CO3	3	2	1	3	1
CO4	3	3	2	2	2
CO5	3	3	3	3	2
<b>AVERAGE</b>	<b>3</b>	<b>2.4</b>	<b>2.2</b>	<b>2.4</b>	<b>1.6</b>

**INTERNAL EXAMINATION MARK DISTRIBUTION FOR EACH COURSE OUTCOME**

<b>CO</b>	<b>INTERNAL (25)</b>		
	<b>UNIT TEST (15)</b>	<b>SEMINAR (5)</b>	<b>ASSIGNMENT (5)</b>
<b>CO1</b>	<b>3</b>	<b>1</b>	<b>1</b>
<b>CO2</b>	<b>3</b>	<b>1</b>	<b>1</b>
<b>CO3</b>	<b>3</b>	<b>1</b>	<b>1</b>
<b>CO4</b>	<b>3</b>	<b>1</b>	<b>1</b>
<b>CO5</b>	<b>3</b>	<b>1</b>	<b>1</b>
<b>TOTAL</b>	<b>15</b>	<b>5</b>	<b>5</b>

<b>SNO</b>	<b>REG. NO</b>	<b>NAME</b>	<b>CO1</b>	<b>CO2</b>	<b>CO3</b>	<b>CO4</b>	<b>CO5</b>	<b>TOTAL</b>	<b>% TO TOTAL INTERNAL MARK</b>
1	CB17S 182196	AARTHIL.M	5	5	5	5	5	25	100
2	CB17S 182197	ABITHA.A	4	4	5	4	5	22	88
3	CB17S 182198	ABITHA.R	4	5	4	4	4	21	84

4	CB17S 182199	AKARA MUDALVI PACKYA.G	5	5	5	5	5	25	100
5	CB17S 182200	DEEPA.M	4	4	3	3	4	18	72
5	CB17S 182201	DEVIPRIYA.R	3	4	4	3	4	18	72
6	CB17S 182202	DURGA.C	3	4	4	2	2	15	60
7	CB17S 182203	FARSANABEGAM.A	5	5	5	5	4	24	96
8	CB17S 182204	GAYATHRI.S	3	4	4	3	4	18	72
9	CB17S 182205	HARSHINI.B	3	4	4	2	2	15	60
10	CB17S 182206	ISWARYA.M	5	5	5	5	5	25	100
11	CB17S 182208	JAYALAKSHMI.K	3	4	4	2	2	15	60
12	CB17S 182209	JAYASAKTHI.P	3	4	4	3	4	18	72
13	CB17S 182210	KANMANI.M	3	4	4	2	2	15	60
14	CB17S 182211	KARTHIKA.M	4	4	4	4	4	20	80
15	CB17S 182212	KEERTHANA.S	3	4	4	2	2	15	60
16	CB17S 182215	MAMTHA KULKARNI.S	4	4	5	4	3	20	80
17	CB17S 182216	MAMTHA.S	4	4	3	3	3	18	72
18	CB17S 182217	NITHIYA.V	3	3	4	3	4	18	72
19	CB17S 182218	PARAMESWARI.S	4	4	4	4	4	25	100
20	CB17S 182219	PAVITHRA.A	3	4	4	3	4	18	72
21	CB17S 182220	POOJA.R	3	4	3	4	4	19	76
22	CB17S 182221	POORNA.V	5	5	5	5	5	25	100
23	CB17S 182222	PRAVEENA.R	3	4	4	2	2	20	80
24	CB17S 182223	PRIYADHARSHINI. M	4	4	4	4	4	20	80
25	CB17S 182224	PRIYADHARSHINI.R	5	4	5	5	5	25	100
26	CB17S 182226	RAJASRI.V	5	5	5	5	5	25	100
27	CB17S 182227	RAMYA.M	3	4	4	4	4	19	76
28	CB17S 182228	RITHIKA.M	4	4	4	3	4	19	76
29	CB17S 182229	SANGEETHA.A	4	4	5	4	5	22	88
30	CB17S 182230	SANGEETHA.K	4	5	5	4	5	23	92
31	CB17S 182231	SNEKA.S	4	4	4	4	4	20	80
32	CB17S 182233	SOWNDHARYA.L	5	5	5	5	5	25	100
33	CB17S 182234	SUMITHRA.K	4	4	4	4	4	20	80

34	CB17S 182235	SUSHMITHA.P		4	4	3	3	3	17	68
35	CB17S 182236	SUVATHI.G		3	3	4	4	4	18	72
36	CB17S 182237	SUVITHA.G		4	5	5	4	5	23	92
37	CB17S 182238	SWATHI.S		5	5	5	5	5	25	100
38	CB17S 182239	SWETHA.M		5	5	4	5	5	24	96
39	CB17S 182240	TAMILYAZHINI.M		3	4	4	3	4	18	72
40	CB17S 182241	UMADEV.I.B		5	5	4	5	5	24	96
41	CB17S 182242	VICITHRA.S		4	4	4	4	4	20	80
42	CB14S 166608	SATHYA.V		5	5	5	5	5	25	100
<b>AVERAGE</b>				<b>3.93</b>	<b>4.279</b>	<b>4.256</b>	<b>3.767</b>	<b>4</b>		

**EXPECTED ATTAIMENT IN EACH CO - 85%**

CO	INT. EXAM+ SEMINAR+ ASSIGNMENT	END SEM	TOTAL	%
CO1	3.94	75	78.94	92.871
CO2	4.27	75	79.27	93.259
CO3	4.27	75	79.27	93.259
CO4	3.79	75	78.79	92.694
CO5	4.02	75	79.02	92.965

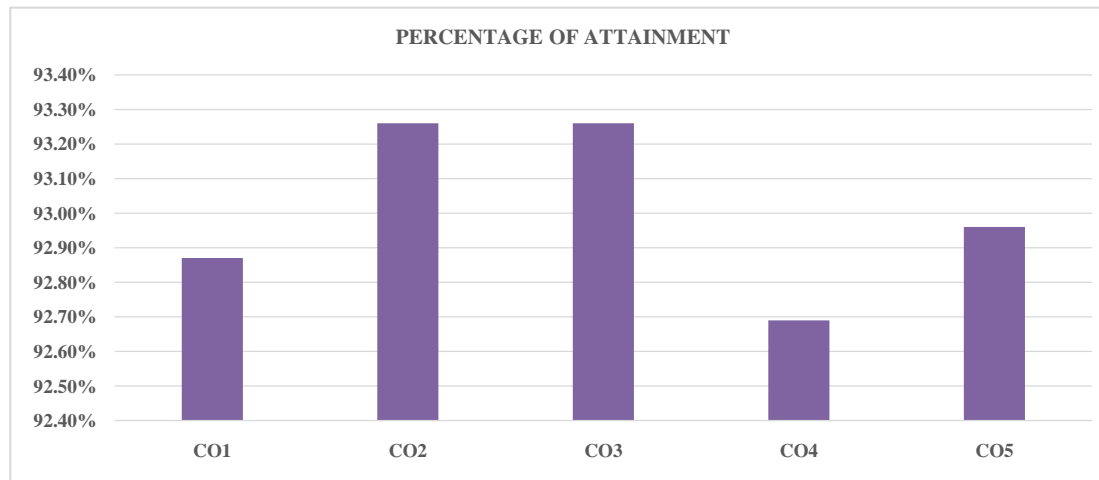
**COURSE ATTAINMENT FOR B.Sc. COMPUTER SCIENCE**

**SUBJECT NAME:** PROGRAMMING IN C

**SUBJECT CODE:** 16SCCCS1

**NO. OF STUDENTS:** 42

COURSE OUTCOME	PERCENTAGE OF ATTAINMENT
CO1	92.87%
CO2	93.26%
CO3	93.26%
CO4	92.69%
CO5	92.96%



**COURSE ATTAINMENT FOR B.Sc. COMPUTER SCIENCE**

**SUBJECT NAME:** PROGRAMMING IN C

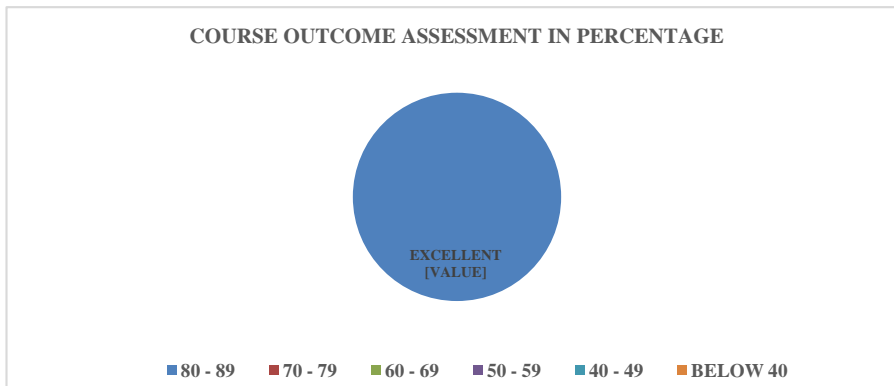
**SUBJECT CODE:** 16SCCS1

**NO. OF STUDENTS:** 42

**COURSE OUTCOME ASSESSMENT**

CATEGORY (MARKS)		STATUS
90 & ABOVE		OUTSTANDING
80 - 89		EXCELLENT
70 - 79		DISTINCTION
60 - 69		VERY GOOD
50 - 59		GOOD
40 - 49		AVERAGE
BELOW 40		RA

COURSE OUTCOME ASSESSMENT IN PERCENTAGE		
CATEGORY (MARKS)		STATUS
80 - 89		EXCELLENT
70 - 79		DISTINCTION
60 - 69		VERY GOOD
50 - 59		GOOD
40 - 49		AVERAGE
BELOW 40		RA





# MEENAKSHI CHANDRASEKARAN COLLEGE OF ARTS AND SCIENCE

( Affiliated to Bharathidasan University, Tiruchirappalli )  
( UGC Recognized 2(f) & 12(B) Institution )

## PG DEPARTMENT OF COMPUTER SCIENCE ATTAINMENT OF PROGRAM OUTCOMES AND COURSE OUTCOMES

### PROGRAM OUTCOME

<b>PO1</b>	An ability to comprehend the basic concepts learnt and apply in real life situations with analytical skills.
<b>PO2</b>	An ability to apply mathematical foundation, algorithmic principles, and computer science theory in the modeling and design of computational systems in a way that demonstrates comprehension of the tradeoff involved in the design choices.
<b>PO3</b>	An ability to apply design and development principles in the construction of software systems of varying complexity.
<b>PO4</b>	An ability to acquire knowledge of modern software tools will be able to contribute effectively as a software engineers.
<b>PO5</b>	An ability to comprehend the related concepts to Computer Science with Allied papers.

**STAFF NAME:Ms.M.REVATHI M.Sc., M.Phil.,**

### COURSE : PROGRAMMING IN C++ - 16SCCCS2 COURSE OUTCOME

<b>CO1</b>	Describes the procedural and object oriented paradigm with the concepts, benefits, applications functions.
<b>CO2</b>	Understanding the classes and objects, constructors & destructors, operator overloading.
<b>CO3</b>	Understanding the concepts of Inheritance, pointers, and polymorphism.
<b>CO4</b>	Describes the concepts of managing console I/O operations, files and exception handling.
<b>CO5</b>	Understanding about manipulating strings and Object oriented systems development.

PO → CO ↓	PO1	PO2	PO3	PO4	PO5
CO1	3	2	2	2	0
CO2	3	3	3	2	1
CO3	3	3	3	3	0
CO4	3	2	3	3	0
CO5	3	3	3	3	0
<b>AVERAGE</b>	3	2.6	2.8	2.6	0.2



**INTERNAL EXAMINATION MARK DISTRIBUTION FOR EACH COURSE OUTCOME**

CO	INTERNAL (25)		
	UNIT TEST (15)	SEMINAR (5)	ASSIGNMENT (5)
CO1	3	1	1
CO2	3	1	1
CO3	3	1	1
CO4	3	1	1
CO5	3	1	1
<b>TOTAL</b>	<b>15</b>	<b>5</b>	<b>5</b>

SNO	REG. NO	NAME	CO2	CO3	CO4	CO5	TOTAL
1	AARTHI. N	CB16S 176851	3	5	3	5	20
2	ABINA. M	CB16S 176852	4	3	4	4	18
3	ABINAYA. A	CB16S 176853	3	4	3	4	18
4	ABINAYA. M	CB16S 176854	5	5	5	5	25
5	ANITHA. R	CB16S 176855	3	3	3	3	15
6	ANUSUYA. V	CB16S 176856	3	3	3	3	15
7	ARCHANA. D	CB16S 176857	4	4	5	5	23
8	BAKYA. V	CB16S 176858	3	3	3	3	15
9	BHUVANESHWARI. S	CB16S 176859	2	3	3	2	13
10	CHITRADEVI. S	CB16S 176860	5	5	5	5	25
11	DOSHIYA. V	CB16S 176861	3	3	3	3	15
12	GEETHA. D	CB16S 176862	3	2	3	3	13
13	GOMATHI. G	CB16S 176863	2	3	3	2	13
14	GOVIYA. R	CB16S 176864	3	3	3	3	15
15	JOTHIKA. S	CB16S 176865	3	3	3	3	15
16	KABILA. G	CB16S 176866	4	5	4	3	20
17	KARPAGAVALLI. L	CB16S 176867	4	4	3	4	18

18	KAVIMALAR. M	CB16S 176868	3	4	3	4	18
19	KAVIPRIYA. A	CB16S 176869	4	4	4	4	20
20	KAVIYAPRIYA. S	CB16S 176870	4	4	3	4	18
21	KEERTHANA.R	CB16S 176871	4	3	4	4	18
22	KIRUTHIKA. V	CB16S 176872	5	5	5	5	25
23	MAHALAKSHMI. M	CB16S 176873	4	5	5	5	24
24	MAHALAKSHMI. T	CB16S 176874	3	3	4	4	18
25	MANJULA. S	CB16S 176875	5	5	5	5	24
26	MARIA ROSITTA. M	CB16S 176876	4	4	4	4	20
27	MATHUMATHI. D	CB16S 176877	2	3	3	2	13
28	MOUSHMI. M	CB16S 176878	5	5	5	5	25
29	NADEESWARI. J	CB16S 176879	4	4	5	5	23
30	NAJEEHA. S	CB16S 176880	5	4	4	5	22
31	NIFASATH. N	CB16S 176881	3	3	3	3	15
32	NIKALYA. P	CB16S 176882	4	4	4	4	20
33	NIVIYA. G	CB16S 176883	4	5	5	5	24
34	PRIYADHARSHINI. V	CB16S 176884	5	5	5	5	25
35	RAMA DEVI. C	CB16S 176885	4	4	3	4	18
36	REESMAN. M	CB16S 176886	3	3	3	3	15
37	SANGEETHA.C	CB16S 176887	5	5	5	5	25
38	SANTHIYA. K	CB16S 176888	5	5	5	5	24
39	SARADHAPRIYA. S	CB16S 176889	4	4	3	4	18
40	SARANYA. P	CB16S 176890	5	4	5	5	24
41	SARANYA. R	CB16S 176891	5	5	5	5	25
42	SAROJA. P	CB16S 176892	4	4	4	4	20
43	SHALINI. N	CB16S 176894	4	5	5	5	24
44	SINDHU. B	CB16S 176895	3	3	4	4	18
45	SIVALAKSHMI. P	CB16S 176896	5	5	5	5	24

46	SOUNDHARYA. M	CB16S 176897	4	4	4	4	20
47	SUBATHRA. B	CB16S 176898	2	3	3	2	13
48	SUSI. V	CB16S 176899	5	5	5	5	25
49	SWATHI. M	CB16S 176900	4	4	5	5	23
50	THABU. R	CB16S 176901	5	4	4	5	22
51	VANITHA. E	CB16S 176902	4	3	4	4	18
52	VIGNESHWARI. S	CB16S 176903	5	4	4	4	20
53	VINOTHINI. T	CB16S 176904	4	5	4	4	22
54	YAZHINI. M	CB16S 176905	3	4	4	4	20
<b>AVERAGE</b>			<b>3.9074074</b>	<b>3.85185</b>	<b>3.963</b>	<b>3.962962963</b>	

**EXPECTED ATTAIMENT IN EACH CO - 85%**

<b>CO</b>	<b>INT. EXAM+ SEMINAR+ ASSIGNMENT</b>	<b>END SEM</b>	<b>TOTAL</b>
<b>CO1</b>	<b>3.91</b>	<b>75</b>	<b>78.91</b>
<b>CO2</b>	<b>3.85</b>	<b>75</b>	<b>78.85</b>
<b>CO3</b>	<b>3.96</b>	<b>75</b>	<b>78.96</b>
<b>CO4</b>	<b>3.96</b>	<b>75</b>	<b>78.96</b>
<b>CO5</b>	<b>4.06</b>	<b>75</b>	<b>79.06</b>

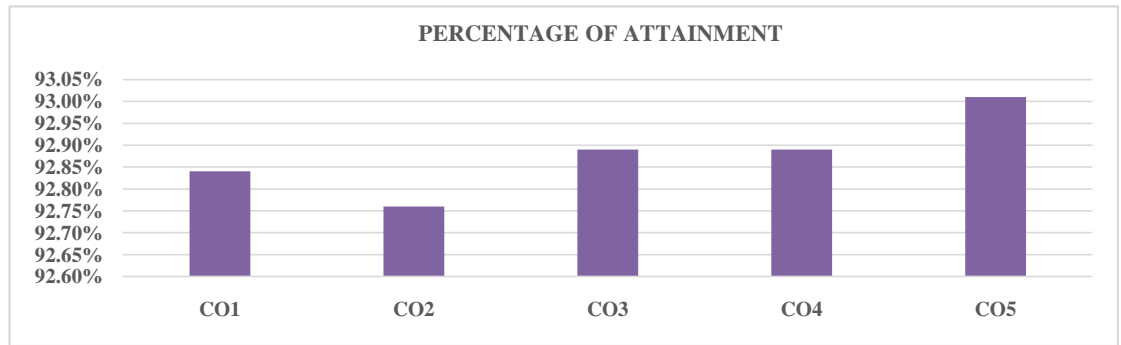
**COURSE ATTAIMENT FOR B.Sc. COMPUTER SCIENCE**

**SUBJECT NAME: SOFTWARE ENGINEERING**

**SUBJECT CODE:MBECS1:1/10**

**NO. OF STUDENTS: 54**

<b>COURSE OUTCOME</b>	<b>PERCENTAGE OF ATTAIMENT</b>
CO1	92.84%
CO2	92.76%
CO3	92.89%
CO4	92.89%
CO5	93.01%



**COURSE ATTAINMENT FOR B.Sc. COMPUTER SCIENCE**

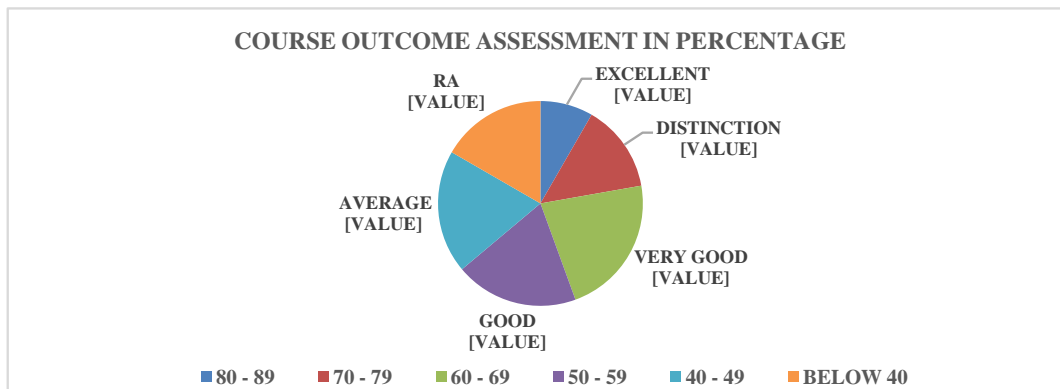
**SUBJECT NAME: SOFTWARE ENGINEERING**

**SUBJECT CODE:MBECS1:1/10**

**NO. OF STUDENTS: 54**

EGORY (MARKS)	NO. OF STUDENTS	STATUS
90 & ABOVE	0	OUTSTANDING
80 - 89	3	EXCELLENT
70 - 79	5	DISTINCTION
60 - 69	8	VERY GOOD
50 - 59	7	GOOD
40 - 49	7	AVERAGE
BELOW 40	6	RA

<b>COURSE OUTCOME ASSESSMENT IN PERCENTAGE</b>		
CATEGORY (MARKS)	PERCENTAGE	STATUS
80 - 89	6.38%	EXCELLENT
70 - 79	10.64%	DISTINCTION
60 - 69	17.02%	VERY GOOD
50 - 59	14.89%	GOOD
40 - 49	14.89%	ABOVE AVERAGE
BELOW 40	12.77%	RA



**PG DEPARTMENT OF COMPUTER SCIENCE  
ATTAINMENT OF PROGRAM OUTCOMES AND COURSE OUTCOMES**

**PROGRAM OUTCOME**

<b>PO1</b>	An ability to comprehend the basic concepts learnt and apply in real life situations with analytical skills.
<b>PO2</b>	An ability to apply mathematical foundation, algorithmic principles, and computer science theory in the modeling and design of computational systems in a way that demonstrates comprehension of the tradeoff involved in the design choices.
<b>PO3</b>	An ability to apply design and development principles in the construction of software systems of varying complexity.
<b>PO4</b>	An ability to acquire knowledge of modern software tools will be able to contribute effectively as a <u>software engineers</u>
<b>PO5</b>	An ability to comprehend the related concepts to Computer Science with Allied papers.

**STAFF NAME:Mr.C.VENTATESVARAN M.C.A.,M.Phil.,**

**COURSE : SOFTWARE ENGINEERING - MBECs1:1/10**

<b>CO1</b>	Understanding the basic concepts of Software Engineering, Quality and productivity factors, planning a software project
<b>CO2</b>	Describes the software cost estimation techniques.
<b>CO3</b>	Understanding the software requirements definition, software requirements specification, formal specification techniques and software design.
<b>CO4</b>	Understanding the concepts of design notations, standard and documentation guidelines.
<b>CO5</b>	Describes the verification and validation techniques.

<b>PO →</b>	<b>PO1</b>	<b>PO2</b>	<b>PO3</b>	<b>PO4</b>	<b>PO5</b>
<b>CO1</b>	3	3	3	3	2
<b>CO2</b>	2	3	3	3	2
<b>CO3</b>	2	3	3	3	2
<b>CO4</b>	3	3	3	3	1
<b>CO5</b>	2	2	3	3	1
<b>AVERAGE</b>	<b>2.4</b>	<b>2.8</b>	<b>3</b>	<b>3</b>	<b>1.6</b>

**INTERNAL EXAMINATION MARK DISTRIBUTION FOR EACH COURSE OUTCOME**

<b>CO</b>	<b>INTERNAL (25)</b>		<b>SEMINAR (5)</b>
	<b>TEST (15)</b>		
<b>CO1</b>	<b>3</b>		<b>1</b>
<b>CO2</b>	<b>3</b>		<b>1</b>
<b>CO3</b>	<b>3</b>		<b>1</b>

<b>CO4</b>	<b>3</b>			<b>1</b>	
<b>CO5</b>	<b>3</b>			<b>1</b>	
<b>TOTAL</b>	<b>15</b>			<b>5</b>	

<b>SNO</b>	<b>REG. NO</b>	<b>NAME</b>	<b>CO1</b>	<b>CO2</b>	<b>CO3</b>
1	CB15S 171626	ABINAYA.C	5	5	5
2	CB15S 171627	ABIRAM.I.C	3	4	4
3	CB15S 171628	ABIRAM.I.S	4	4	5
4	CB15S 171629	ANITHA.M	3	4	3
5	CB15S 171630	ANUSHIYA.L	5	4	5
6	CB15S 171631	ANUSIYA.R	3	4	3
7	CB15S 171632	BAVITHRA.S	4	5	4
8	CB15S 171633	BHAVANI.P	4	4	3
9	CB15S 171634	DEEPA.V	3	3	3
10	CB15S 171636	DHANALASHMI.E	4	4	3
11	CB15S 171637	DURGA.D	4	5	4
12	CB15S 171638	MALASUNTHAR	5	5	5
13	CB15S 171639	KANMANI.R	2	2	2
14	CB15S 171640	KASTHURI.R	4	5	4
15	CB15S 171641	KAVIPRIYA.S	5	5	5
16	CB15S 171642	KAVIYA.K	4	3	4
17	CB15S 171643	KEERTHIGA.R	3	4	3
18	CB15S 171644	KOWSHIKA.S	3	4	4
19	CB15S 171645	JLANDAIAMMAL	3	3	3
20	CB15S 171646	LALITHA.D	5	5	5
21	CB15S 171647	MADHUMITHA.M	3	4	3
22	CB15S 171648	MIDHUNIKA.M	3	4	3
23	CB15S 171649	NANTHINI.G	5	4	5
24	CB15S 171650	OVIYA.A(12.10.97	3	3	2
25	CB15S 171651	OVIYA.A(20.05.96	3	4	3
26	CB15S 171652	PAVALAKKODI.K	5	5	5
27	CB15S 171653	PAVITHRA.B	4	4	3
28	CB15S 171654	PAVITHRA.K	3	4	3
29	CB15S 171655	POONGUZHALLI.R	5	4	5
30	CB15S 171656	POORNIMA.E	3	3	2
31	CB15S 171657	PREETHA.R	3	4	3

32	CB15S 171658	PRIYA.K	3	3	3
33	CB15S 171659	PRIYA.M	5	5	5
34	CB15S 171660	RIYADHARSHINI	4	4	3
35	CB15S 171661	PRIYADHARSHI N.I.P (18.06.1998)	3	4	3
36	CB15S 171662	PRIYADHARSHI	5	4	5
37	CB15S 171663	RIYADHARSHINI	3	3	2
38	CB15S 171665	AJA RAJESHWARI	3	4	3
39	CB15S 171666	RAMYA.T	5	5	5
40	CB15S 171667	RISHA.N	4	4	3
41	CB15S 171668	ROOBIYA.S	3	4	3
42	CB15S 171669	SANTHANALAK	5	4	5
43	CB15S 171670	SANTHIYA.V	3	3	2
44	CB15S 171671	APRIN BAJARIA.M	3	4	3
45	CB15S 171672	SEERINBANU.N	5	5	5
46	CB15S 171673	SERIN.M	3	3	3
47	CB15S 171674	SHALINI.J	5	5	5
48	CB15S 171675	SHALINI.S	4	4	4
49	CB15S 171676	HAMEERA AYIFA	5	5	5
50	CB15S 171677	HANMUGA PRIYA	4	4	3
51	CB15S 171678	SIVARANJANI.R	3	4	3
52	CB15S 171680	SONIYA.K	5	4	5
53	CB15S 171681	SOPHIA.P	3	3	2
54	CB15S 171682	VAITHEESWARI.F	3	4	3
55	CB15S 171683	VASUMATHI.C	3	4	3
56	CB15S 171684	VIDHYA.M	4	5	4
57	CB15S 171685	VINOTHA.K	3	3	3
<b>AVERAGE</b>			<b>3.77193</b>	<b>4.0175</b>	<b>3.631578947</b>

**EXPECTED ATTAIMENT IN EACH CO - 85%**

CO	INT. EXAM+	END SEM	TOTAL
CO1	3.77	75	78.77
CO2	4.02	75	79.02
CO3	3.63	75	78.63
CO4	3.67	75	78.67
CO5	3.84	75	78.84

**COURSE ATTAINMENT FOR B.Sc. COMPUTER SCIENCE**

**SUBJECT NAME: SOFTWARE ENGINEERING**

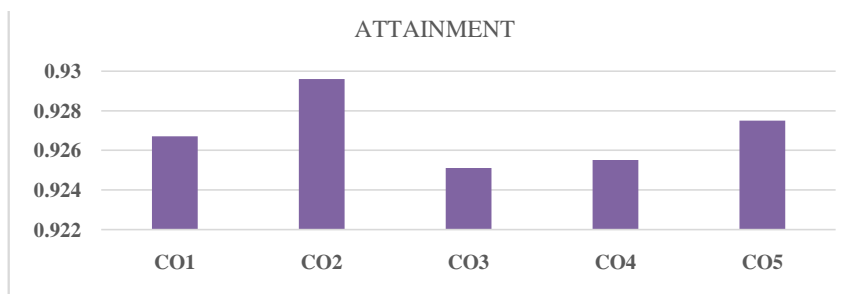
**SUBJECT CODE:MBECS1:1/10**

**NO. OF STUDENTS: 36**

COURSE OUTCOME	PERCENTAGE OF
CO1	92.67%
CO2	92.96%
CO3	92.51%
CO4	92.55%
CO5	92.75%

**COURSE ATTAINMENT FOR B.Sc. COMPUTER SCIENCE**

PERCENTAGE OF



**COURSE ATTAINMENT FOR B.Sc. COMPUTER SCIENCE**

**SUBJECT NAME: SOFTWARE ENGINEERING**

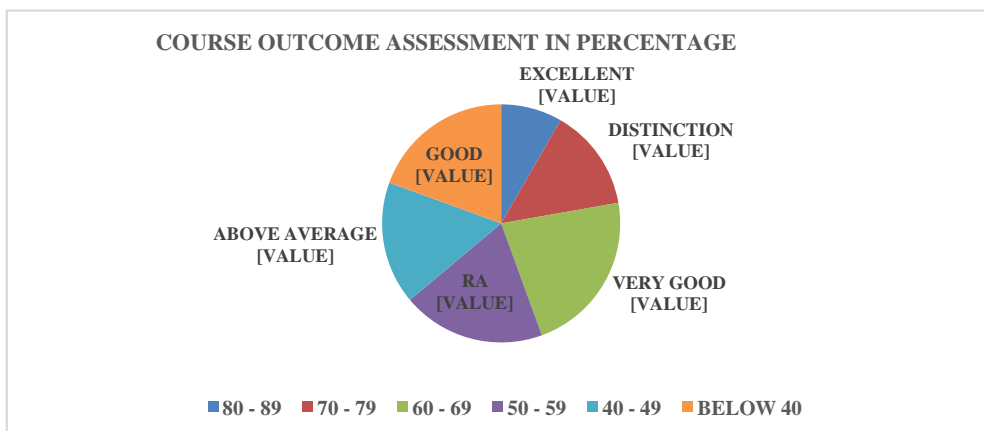
**SUBJECT CODE:MBECS1:1/10**

**NO. OF STUDENTS: 57**

CATEGORY (MARK)	NO. OF STUDENTS	STATUS
90 & ABOVE	0	OUTSTANDING
80 - 89	3	EXCELLENT
70 - 79	5	DISTINCTION
60 - 69	8	VERY GOOD
50 - 59	7	GOOD
40 - 49	6	AVERAGE
BELOW 40	7	RA

**COURSE OUTCOME ASSESSMENT IN PERCENTAGE**

CATEGORY (MARK)	PERCENTAGE	STATUS
80 - 89	8.33%	EXCELLENT
70 - 79	13.89%	DISTINCTION
60 - 69	22.22%	VERY GOOD
50 - 59	19.44%	GOOD
40 - 49	16.67%	AVERAGE
BELOW 40	19.44%	RA



**PROGRAM OUTCOME**

<b>PO1</b>	An ability to comprehend the basic concepts learnt and apply in real life situations with analytical skills.
------------	--



<b>PO2</b>	An ability to apply mathematical foundation, algorithmic principles, and computer science theory in the
<b>PO3</b>	An ability to apply design and development principles in the construction of software systems of varying
<b>PO4</b>	An ability to acquire knowledge of modern software tools will be able to contribute effectively as a
<b>PO5</b>	An ability to comprehend the related concepts to Computer Science with Allied papers.

**STAFF NAME:Mr.C.VENTATESVARAN M.C.A.,M.Phil.,**

**COURSE : SOFTWARE ENGINEERING - MBECs1:1/10**

<b>CO1</b>	Understanding the basic concepts of Software Engineering, Quality and productivity factors, planning a
<b>CO2</b>	Describes the software cost estimation techniques.
<b>CO3</b>	Understanding the software requirements definition, software requirements specification, formal
<b>CO4</b>	Understanding the concepts of design notations, standard and documentation guidelines.
<b>CO5</b>	Describes the verification and validation techniques.

<b>PO →</b>	<b>PO1</b>	<b>PO2</b>	<b>PO3</b>	<b>PO4</b>	<b>PO5</b>
CO1	3	3	3	3	2
CO2	2	3	3	3	2
CO3	2	3	3	3	2
CO4	3	3	3	3	1
CO5	2	2	3	3	1
<b>AVERAGE</b>	<b>2.4</b>	<b>2.8</b>	<b>3</b>	<b>3</b>	<b>1.6</b>

**INTERNAL EXAMINATION MARK DISTRIBUTION FOR EACH COURSE OUTCOME**

<b>CO</b>	<b>INTERNAL (25)</b>	
	<b>UNIT TEST (15)</b>	<b>SEMINAR (5)</b>
<b>CO1</b>	<b>3</b>	<b>1</b>
<b>CO2</b>	<b>3</b>	<b>1</b>
<b>CO3</b>	<b>3</b>	<b>1</b>
<b>CO4</b>	<b>3</b>	<b>1</b>
<b>CO5</b>	<b>3</b>	<b>1</b>
<b>TOTAL</b>	<b>15</b>	<b>5</b>

<b>SNO</b>	<b>REG. NO</b>	<b>NAME</b>	<b>CO1</b>	<b>CO2</b>	<b>CO3</b>	<b>CO4</b>
1	CB15S 171626	ABINAYA.C	5	5	5	5
2	CB15S 171627	ABIRAMI.C	3	4	4	3
3	CB15S 171628	ABIRAMI.S	4	4	5	5
4	CB15S 171629	ANITHA.M	3	4	3	3
5	CB15S 171630	ANUSHIYA.L	5	4	5	4
6	CB15S 171631	ANUSIYA.R	3	4	3	4
7	CB15S 171632	BAVITHRA.S	4	5	4	5
8	CB15S 171633	BHAVANI.P	4	4	3	4
9	CB15S 171634	DEEPA.V	3	3	3	3
10	CB15S 171636	DHANALASHMI.B	4	4	3	4

11	CB15S 171637	DURGA.D	4	5	4	5
12	CB15S 171638	KAMALASUNTHARI.N	5	5	5	4
13	CB15S 171639	KANMANI.R	2	2	2	2
14	CB15S 171640	KASTHURI.R	4	5	4	4
15	CB15S 171641	KAVIPRIYA.S	5	5	5	5
16	CB15S 171642	KAVIYA.K	4	3	4	4
17	CB15S 171643	KEERTHIGA.R	3	4	3	3
18	CB15S 171644	KOWSHIKA.S	3	4	4	3
19	CB15S 171645	KULANDAIAMMAL.C	3	3	3	3
20	CB15S 171646	LALITHA.D	5	5	5	5
21	CB15S 171647	MADHUMITHA.M	3	4	3	4
22	CB15S 171648	MIDHUNIKA.M	3	4	3	3
23	CB15S 171649	NANTHINI.G	5	4	5	4
24	CB15S 171650	OVIYA.A(12.10.97)	3	3	2	2
25	CB15S 171651	OVIYA.A(20.05.96)	3	4	3	4
26	CB15S 171652	PAVALAKKODI.K	5	5	5	5
27	CB15S 171653	PAVITHRA.B	4	4	3	3
28	CB15S 171654	PAVITHRA.K	3	4	3	3
29	CB15S 171655	POONGUZHALI.R	5	4	5	4
30	CB15S 171656	POORNIMA.E	3	3	2	2
31	CB15S 171657	PREETHA.R	3	4	3	4
32	CB15S 171658	PRIYA.K	3	3	3	3
33	CB15S 171659	PRIYA.M	5	5	5	5
34	CB15S 171660	PRIYADHARSHINI.M	4	4	3	3
35	CB15S 171661	PRIYADHARSHINI.P	3	4	3	3
36	CB15S 171662	PRIYADHARSHINI.P	5	4	5	4
37	CB15S 171663	PRIYADHARSHINI.R	3	3	2	2
38	CB15S 171665	RAJA RAJESHWARI.K	3	4	3	4
39	CB15S 171666	RAMYA.T	5	5	5	5
40	CB15S 171667	RISHA.N	4	4	3	3
41	CB15S 171668	ROOBIYA.S	3	4	3	3
42	CB15S 171669	SANTHANALAKSHMI.	5	4	5	4
43	CB15S 171670	SANTHIYA.V	3	3	2	2
44	CB15S 171671	SAPRIN BAJARIA.M	3	4	3	4
45	CB15S 171672	SEERINBANU.N	5	5	5	5
46	CB15S 171673	SERIN.M	3	3	3	3
47	CB15S 171674	SHALINI.J	5	5	5	5
48	CB15S 171675	SHALINI.S	4	4	4	3
49	CB15S 171676	SHAMEERA AYIFA.A	5	5	5	5
50	CB15S 171677	SHANMUGA PRIYA.R	4	4	3	3
51	CB15S 171678	SIVARANJANI.R	3	4	3	3
52	CB15S 171680	SONIYA.K	5	4	5	4
53	CB15S 171681	SOPHIA.P	3	3	2	2
54	CB15S 171682	VAITHEESWARI.R	3	4	3	4
55	CB15S 171683	VASUMATHI.C	3	4	3	3
56	CB15S 171684	VIDHYA.M	4	5	4	5
57	CB15S 171685	VINOTHA.K	3	3	3	3
<b>AVERAGE</b>			<b>3.7719298</b>	<b>4.01754</b>	<b>3.6316</b>	<b>3.666666667</b>

**EXPECTED ATTAIMENT IN EACH CO - 85%**

<b>CO</b>	<b>INT. EXAM+</b>	<b>END SEM</b>	<b>TOTAL</b>
<b>CO1</b>	<b>3.77</b>	<b>75</b>	<b>78.77</b>
<b>CO2</b>	<b>4.02</b>	<b>75</b>	<b>79.02</b>
<b>CO3</b>	<b>3.63</b>	<b>75</b>	<b>78.63</b>

CO4	3.67	75	78.67
CO5	3.84	75	78.84

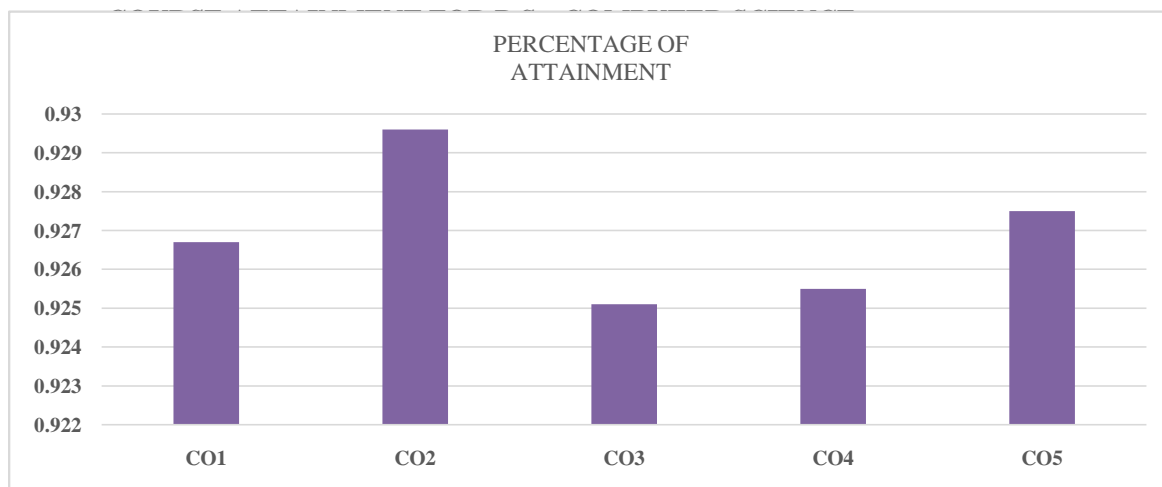
**COURSE ATTAINMENT FOR B.Sc. COMPUTER SCIENCE**

**SUBJECT NAME: SOFTWARE ENGINEERING**

**SUBJECT CODE:MBECS1:1/10**

**NO. OF STUDENTS: 36**

COURSE OUTCOME	PERCENTAGE OF
CO1	92.67%
CO2	92.96%
CO3	92.51%
CO4	92.55%
CO5	92.75%



**COURSE ATTAINMENT FOR B.Sc. COMPUTER SCIENCE**

**SUBJECT NAME: SOFTWARE ENGINEERING**

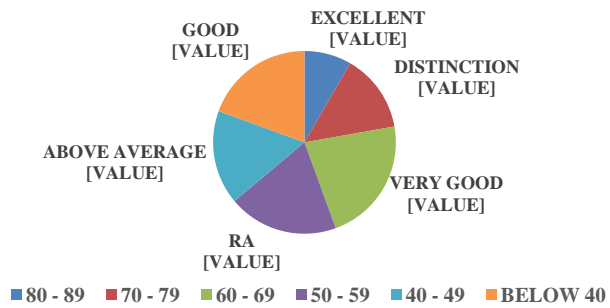
**SUBJECT CODE:MBECS1:1/10**

**NO. OF STUDENTS: 57**

CATEGORY (MARKS)	NO. OF STUDENTS	STATUS
90 & ABOVE	0	OUTSTANDING
80 - 89	3	EXCELLENT
70 - 79	5	DISTINCTION
60 - 69	8	VERY GOOD
50 - 59	7	GOOD
40 - 49	6	AVERAGE
BELOW 40	7	RA

COURSE OUTCOME ASSESSMENT IN PERCENTAGE		
CATEGORY (MARKS)	PERCENTAGE	STATUS
80 - 89	8.33%	EXCELLENT
70 - 79	13.89%	DISTINCTION
60 - 69	22.22%	VERY GOOD
50 - 59	19.44%	GOOD
40 - 49	16.67%	AVERAGE
BELOW 40	19.44%	RA

**COURSE OUTCOME ASSESSMENT IN PERCENTAGE**





**MEENAKSHI CHANDRASEKARAN  
COLLEGE OF ARTS AND SCIENCE**  
( Affiliated to Bharathidasan University, Tiruchirappalli )  
( UGC Recognized 2(f) & 12(B) Institution )

**PG DEPARTMENT OF COMPUTER SCIENCE  
ATTAINMENT OF PROGRAM OUTCOMES AND COURSE OUTCOMES**

**PROGRAM OUTCOME**

<b>PO1</b>	An ability to comprehend the basic concepts learnt and apply in real life situations with analytical skills.
<b>PO2</b>	An ability to apply mathematical foundation, algorithmic principles, and computer science theory in the modeling and design of computational systems in a way that demonstrates comprehension of the tradeoff involved in the design choices.
<b>PO3</b>	An ability to apply design and development principles in the construction of software systems of varying complexity.
<b>PO4</b>	An ability to acquire knowledge of modern software tools will be able to contribute effectively as a software engineers.
<b>PO5</b>	An ability to comprehend the related concepts to Computer Science with Allied papers.

**STAFF NAME:Ms.M.LAKSHMI M.Sc., M.Phil.,**

**COURSE : SOFTWARE ENGINEERING - MBECS1:1/10  
COURSE OUTCOME**

<b>CO1</b>	Understanding the basic concepts of Software Engineering, Quality and productivity factors, planning a software project
<b>CO2</b>	Describes the software cost estimation techniques.
<b>CO3</b>	Understanding the software requirements definition, software requirements specification, formal specification techniques and software design.
<b>CO4</b>	Understanding the concepts of design notations, standard and documentation guidelines.
<b>CO5</b>	Describes the verification and validation techniques.

<b>PO → CO↓</b>	<b>PO1</b>	<b>PO2</b>	<b>PO3</b>	<b>PO4</b>	<b>PO5</b>
CO1	3	3	3	3	2
CO2	2	3	3	3	2

CO3	2	3	3	3	2
CO4	3	3	3	3	1
CO5	2	2	3	3	1
<b>AVERAGE</b>	<b>2.4</b>	<b>2.8</b>	<b>3</b>	<b>3</b>	<b>1.6</b>

**INTERNAL EXAMINATION MARK DISTRIBUTION FOR EACH COURSE OUTCOME**

CO	INTERNAL (25)		
	UNIT TEST (15)	SEMINAR (5)	ASSIGNMENT (5)
CO1	3	1	1
CO2	3	1	1
CO3	3	1	1
CO4	3	1	1
CO5	3	1	1
<b>TOTAL</b>	<b>15</b>	<b>5</b>	<b>5</b>

SNO	REG. NO	NAME	CO1	CO2	CO3	CO4	CO5	TOTAL
1	CB15S 171626	ABINAYA.C	5	5	5	5	5	25
2	CB15S 171627	ABIRAM.I.C	3	4	4	3	3	17
3	CB15S 171628	ABIRAM.I.S	4	4	5	5	5	23
4	CB15S 171629	ANITHA.M	3	4	3	3	3	16
5	CB15S 171630	ANUSHIYA.L	5	4	5	4	5	23
6	CB15S 171631	ANUSIYA.R	3	4	3	4	3	17
7	CB15S 171632	BAVITHRA.S	4	5	4	5	5	23
8	CB15S 171633	BHAVANI.P	4	4	3	4	4	19
9	CB15S 171634	DEEPA.V	3	3	3	3	3	15
10	CB15S 171636	DHANALASHMI.B	4	4	3	4	4	19
11	CB15S 171637	DURGA.D	4	5	4	5	5	23
12	CB15S 171638	KAMALASUNTHARI.N	5	5	5	4	5	24
13	CB15S 171639	KANMANI.R	2	2	2	2	2	10
14	CB15S 171640	KASTHURI.R	4	5	4	4	5	22
15	CB15S 171641	KAVIPRIYA.S	5	5	5	5	5	25
16	CB15S 171642	KAVIYA.K	4	3	4	4	4	19
17	CB15S 171643	KEERTHIGA.R	3	4	3	3	4	17

18	CB15S 171644	KOWSHIKA.S	3	4	4	3	4	18
19	CB15S 171645	KULANDAIAMMAL.C	3	3	3	3	3	15
20	CB15S 171646	LALITHA.D	5	5	5	5	5	25
21	CB15S 171647	MADHUMITHA.M	3	4	3	4	3	17
22	CB15S 171648	MIDHUNIKA.M	3	4	3	3	3	16
23	CB15S 171649	NANTHINI.G	5	4	5	4	5	23
24	CB15S 171650	OVIYA.A(12.10.97)	3	3	2	2	2	12
25	CB15S 171651	OVIYA.A(20.05.96)	3	4	3	4	3	17
26	CB15S 171652	PAVALAKKODI.K	5	5	5	5	5	25
27	CB15S 171653	PAVITHRA.B	4	4	3	3	4	18
28	CB15S 171654	PAVITHRA.K	3	4	3	3	3	16
29	CB15S 171655	POONGUZHALI.R	5	4	5	4	5	23
30	CB15S 171656	POORNIMA.E	3	3	2	2	2	12
31	CB15S 171657	PREETHA.R	3	4	3	4	4	18
32	CB15S 171658	PRIYA.K	3	3	3	3	3	15
33	CB15S 171659	PRIYA.M	5	5	5	5	5	25
34	CB15S 171660	PRIYADHARSHINI.M	4	4	3	3	4	18
35	CB15S 171661	PRIYADHARSHINI.P	3	4	3	3	3	16
36	CB15S 171662	PRIYADHARSHINI.P	5	4	5	4	5	23
37	CB15S 171663	PRIYADHARSHINI.R	3	3	2	2	2	12
38	CB15S 171665	RAJA RAJESHWARI.K	3	4	3	4	3	17
39	CB15S 171666	RAMYA.T	5	5	5	5	5	25
40	CB15S 171667	RISHA.N	4	4	3	3	4	18
41	CB15S 171668	ROOBIYA.S	3	4	3	3	3	16
42	CB15S 171669	SANTHANALAKSHMI.R	5	4	5	4	5	23
43	CB15S 171670	SANTHIYA.V	3	3	2	2	2	12
44	CB15S 171671	SAPRIN BAJARIA.M	3	4	3	4	3	17
45	CB15S 171672	SEERINBANU.N	5	5	5	5	5	25
46	CB15S 171673	SERIN.M	3	3	3	3	3	15
47	CB15S 171674	SHALINI.J	5	5	5	5	5	25
48	CB15S 171675	SHALINI.S	4	4	4	3	4	19
49	CB15S 171676	SHAMEERA AYIFA.A	5	5	5	5	5	25
50	CB15S 171677	SHANMUGA PRIYA.R	4	4	3	3	4	18
51	CB15S 171678	SIVARANJANI.R	3	4	3	3	3	16
52	CB15S 171680	SONIYA.K	5	4	5	4	5	23
53	CB15S 171681	SOPHIA.P	3	3	2	2	2	12
54	CB15S 171682	VAITHEESWARI.R	3	4	3	4	3	17
55	CB15S 171683	VASUMATHI.C	3	4	3	3	4	17
56	CB15S 171684	VIDHYA.M	4	5	4	5	5	23
57	CB15S 171685	VINOTHA.K	3	3	3	3	3	15
<b>AVERAGE</b>			<b>3.772</b>	<b>4</b>	<b>3.632</b>	<b>3.667</b>	<b>3.84</b>	

**EXPECTED ATTAIMENT IN EACH CO - 85%**

CO	INT. EXAM+ SEMINAR+ ASSIGNMENT	END SEM	TOTAL	%
CO1	3.77	75	78.77	92.670588
CO2	4.02	75	79.02	92.964706
CO3	3.63	75	78.63	92.505882
CO4	3.67	75	78.67	92.552941
CO5	3.84	75	78.84	92.752941

**COURSE ATTAINMENT FOR B.Sc. COMPUTER SCIENCE**

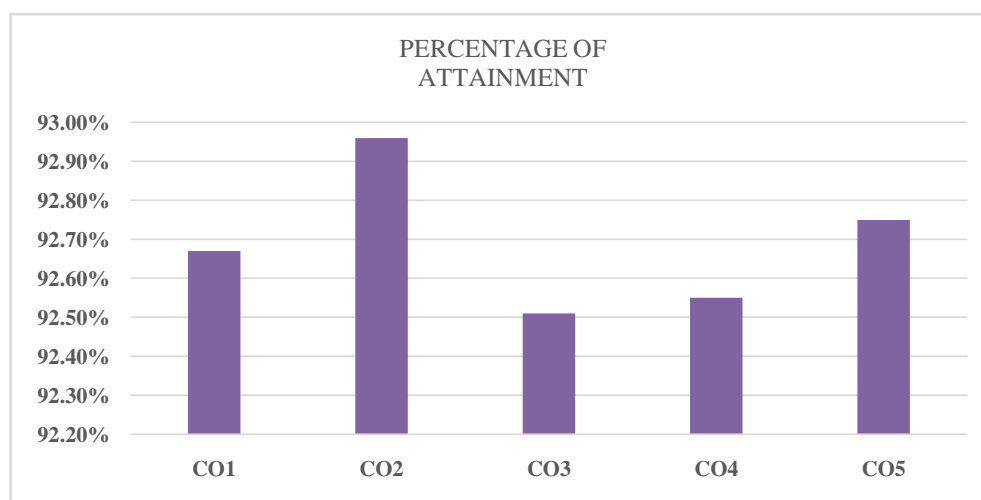
**SUBJECT NAME: SOFTWARE ENGINEERING**

**SUBJECT CODE:MBECS1:1/10**

**NO. OF STUDENTS: 36**

COURSE OUTCOME	PERCENTAGE OF ATTAINMENT
CO1	92.67%
CO2	92.96%
CO3	92.51%
CO4	92.55%
CO5	92.75%

**COURSE ATTAINMENT FOR B.Sc. COMPUTER SCIENCE**



**COURSE ATTAINMENT FOR B.Sc. COMPUTER SCIENCE**

**SUBJECT NAME: SOFTWARE ENGINEERING**

**SUBJECT CODE:MBECS1:1/10**

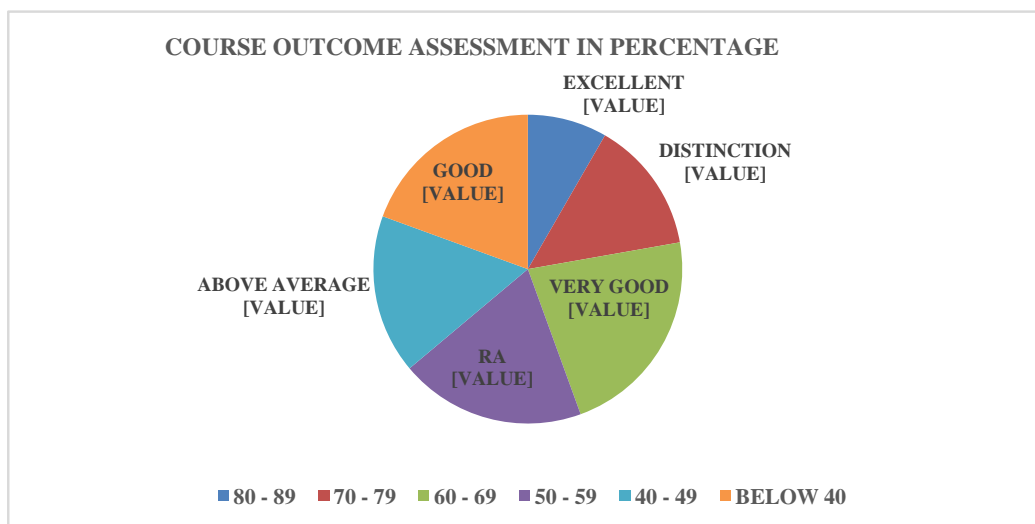
**NO. OF STUDENTS: 36**



**NO. OF STUDENTS: 57**

ATEGORY (MARK)	NO. OF STUDENTS	STATUS
90 & ABOVE	0	OUTSTANDING
80 - 89	3	EXCELLENT
70 - 79	5	DISTINCTION
60 - 69	8	VERY GOOD
50 - 59	7	GOOD
40 - 49	6	AVERAGE
BELOW 40	7	RA

COURSE OUTCOME ASSESSMENT IN PERCENTAGE		
ATEGORY (MARK)	PERCENTAGE	STATUS
80 - 89	8.33%	EXCELLENT
70 - 79	13.89%	DISTINCTION
60 - 69	22.22%	VERY GOOD
50 - 59	19.44%	GOOD
40 - 49	16.67%	AVERAGE
BELOW 40	19.44%	RA





**MEENAKSHI CHANDRASEKARAN  
COLLEGE OF ARTS AND SCIENCE**  
( Affiliated to Bharathidasan University, Tiruchirappalli )  
( UGC Recognized 2(f) & 12(B) Institution )

**PG DEPARTMENT OF COMPUTER SCIENCE  
ATTAINMENT OF PROGRAM OUTCOMES AND COURSE OUTCOMES**

**PROGRAM OUTCOME**

<b>PO1</b>	An ability to comprehend the basic concepts learnt and apply in real life situations with analytical skills.
<b>PO2</b>	An ability to apply mathematical foundation, algorithmic principles, and computer science theory in the modeling and design of computational systems in a way that demonstrates comprehension of the tradeoff involved in the design choices.
<b>PO3</b>	An ability to apply design and development principles in the construction of software systems of varying complexity.
<b>PO4</b>	An ability to acquire knowledge of modern software tools will be able to contribute effectively as a software engineers.
<b>PO5</b>	An ability to comprehend the related concepts to Computer Science with Allied papers.

**STAFF NAME:Mr.K.RAJA M.Sc., M.Phil.,**

**COURSE : COMPUTER NETWORKS- RCCS10CS9  
COURSE OUTCOME**

<b>CO1</b>	Describes the Data Communications Networks, Network Models, The OSI Model, Multiplexing, Transmission Media, SwitchingPacket.
<b>CO2</b>	Understanding the concepts of Data Link Layer, Wireless Networks, Bluetooth, Cellular Telephone, Satellite network, Connection devices.

<b>CO3</b>	Understanding the concepts of Network Layer Services, performance, Routing Algorithms, IPV6 Addressing.
<b>CO4</b>	Describes the concepts of Transport Layer, User Datagram Protocol, TCP, Flow Control, Error Control, TCP Congestion Control, TCP timers.
<b>CO5</b>	Understanding about Application Layers , Word Wide Web & HTTP , FTP Email , DNS

<b>PO → CO↓</b>	<b>PO1</b>	<b>PO2</b>	<b>PO3</b>	<b>PO4</b>	<b>PO5</b>
CO1	3	3	2	2	2
CO2	3	2	2	2	2
CO3	3	3	2	2	2
CO4	3	3	2	2	2
CO5	3	3	3	3	2
<b>AVERAGE</b>	<b>3</b>	<b>2.8</b>	<b>2.2</b>	<b>2.2</b>	<b>2</b>

**INTERNAL EXAMINATION MARK DISTRIBUTION FOR EACH COURSE OUTCOME**

<b>CO</b>	<b>INTERNAL (25)</b>		
	<b>UNIT TEST (15)</b>	<b>SEMINAR (5)</b>	<b>ASSIGNMENT (5)</b>
<b>CO1</b>	<b>3</b>	<b>1</b>	<b>1</b>
<b>CO2</b>	<b>3</b>	<b>1</b>	<b>1</b>
<b>CO3</b>	<b>3</b>	<b>1</b>	<b>1</b>
<b>CO4</b>	<b>3</b>	<b>1</b>	<b>1</b>
<b>CO5</b>	<b>3</b>	<b>1</b>	<b>1</b>

<b>TOTAL</b>	<b>15</b>	<b>5</b>	<b>5</b>
--------------	-----------	----------	----------

SNO	REG. NO	NAME	CO1	CO2	CO3	CO4	CO5	TOTAL	% TO TOTAL INTERNAL MARK
1	ABINAYA.C	CB15S 171626	5	5	5	5	5	25	100
2	ABIRAM.I.C	CB15S 171627	4	4	4	4	4	20	80
3	ABIRAM.I.S	CB15S 171628	5	5	4	5	4	23	92
4	ANITHA.M	CB15S 171629	4	4	3	4	4	19	76
5	ANUSHIYA.L	CB15S 171630	4	4	4	4	4	20	80
6	ANUSIYA.R	CB15S 171631	4	4	4	4	4	20	80
7	BAVITHRA.S	CB15S 171632	5	3	5	5	4	23	92
8	BHAVANI.P	CB15S 171633	4	4	4	4	4	20	80
9	DEEPA.V	CB15S 171634	4	4	4	2	2	16	64
10	DHANALASHMI.B	CB15S 171636	5	5	5	5	4	24	96
11	DURGA.D	CB15S 171637	4	5	5	4	4	21	84
12	KAMALASUNTHARI.N	CB15S 171638	4	4	3	2	2	15	60
13	KANMANI.R	CB15S 171639	4	4	4	4	4	20	80
14	KASTHURI.R	CB15S 171640	5	5	5	5	5	25	100
15	KAVIPRIYA.S	CB15S 171641	4	4	4	4	4	20	80
16	KAVIYA.K	CB15S 171642	4	4	4	4	4	20	80
17	KEERTHIGA.R	CB15S 171643	3	3	4	2	3	15	60
18	KOWSHIKA.S	CB15S 171644	3	3	4	2	3	15	60
19	KULANDAIAMMAL.C	CB15S 171645	4	4	4	4	4	20	80
20	LALITHA.D	CB15S 171646	4	4	4	4	4	20	80
21	MADHUMITHA.M	CB15S 171647	4	4	4	4	4	20	80
22	MIDHUNIKA.M	CB15S 171648	3	3	4	3	2	15	60
23	NANTHINI.G	CB15S 171649	5	5	5	5	5	25	100
24	OVIYA.A(12.10.97)	CB15S 171650	4	4	4	4	4	20	80
25	OVIYA.A(20.05.96)	CB15S 171651	5	5	5	5	5	25	100
26	PAVALAKKODI.K	CB15S 171652	4	4	4	4	4	20	80
27	PAVITHRA.B	CB15S 171653	5	5	5	5	5	25	100
28	PAVITHRA.K	CB15S 171654	4	4	5	4	4	21	84

29	POONGUZHALI.R	CB15S 171655	4	4	4	4	4	20	80
30	POORNIMA.E	CB15S 171656	5	3	5	3	4	20	80
31	PREETHA.R	CB15S 171657	3	4	4	2	2	15	60
32	PRIYA.K	CB15S 171658	4	5	5	4	4	22	88
33	PRIYA.M	CB15S 171659	5	5	5	5	5	25	100
34	PRIYADHARSHINI.M	CB15S 171660	4	4	5	4	4	21	84
35	PRIYADHARSHINI.P (18.06.1998)	CB15S 171661	4	4	4	4	4	20	80
36	PRIYADHARSHINI.P (24.08.1996)	CB15S 171662	5	3	5	3	4	20	80
37	PRIYADHARSHINI.R	CB15S 171663	3	4	4	2	2	15	60
38	RAJA RAJESHWARI.K	CB15S 171665	4	5	5	4	4	22	88
39	RAMYA.T	CB15S 171666	5	5	5	5	5	25	100
40	RISHA.N	CB15S 171667	4	4	5	4	4	21	84
41	ROOBIYA.S	CB15S 171668	5	3	5	3	4	20	80
42	SANTHANALAKSHMI.R	CB15S 171669	3	4	4	2	2	15	60
43	SANTHIYA.V	CB15S 171670	4	5	5	4	4	22	88
44	SAPRIN BAJARIA.M	CB15S 171671	5	5	5	5	5	25	100
45	SEERINBANU.N	CB15S 171672	4	4	5	4	4	21	84
46	SERIN.M	CB15S 171673	3	4	4	2	2	15	60
47	SHALINI.J	CB15S 171674	4	5	5	4	4	22	88
48	SHALINI.S	CB15S 171675	5	5	5	5	5	25	100
49	SHAMEERA AYIFA.A	CB15S 171676	4	4	5	4	4	21	84
50	SHANMUGA PRIYA.R	CB15S 171677	4	4	5	4	4	21	84
51	SIVARANJANI.R	CB15S 171678	5	3	5	3	4	20	80
52	SONIYA.K	CB15S 171680	3	4	4	2	2	15	60
53	SOPHIA.P	CB15S 171681	4	5	5	4	4	22	88
54	VAITHEESWARI.R	CB15S 171682	5	5	5	5	5	25	100
55	VASUMATHI.C	CB15S 171683	4	4	5	4	4	21	84
56	VIDHYA.M	CB15S 171684	4	4	5	4	4	21	84
57	VINOTHA.K	CB15S 171685	3	4	4	2	2	15	60
<b>AVERAGE</b>			<b>4.14</b>	<b>4.175</b>	<b>4.491</b>	<b>3.7894737</b>	<b>3.824561404</b>		

**EXPECTED ATTAIMENT IN EACH CO - 85%**

CO	INT. EXAM+ SEMINAR+ ASSIGNMENT	END SEM	TOTAL	%
CO1	4.14	75	79.14	93.10588
CO2	4.18	75	79.18	93.15294
CO3	4.49	75	79.49	93.51765
CO4	3.79	75	78.79	92.69412
CO5	3.82	75	78.82	92.72941

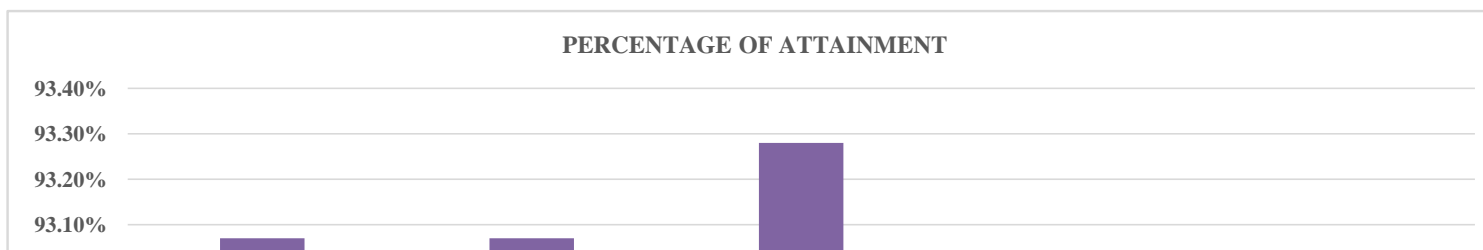
**COURSE ATTAIMENT FOR B.Sc. COMPUTER SCIENCE**

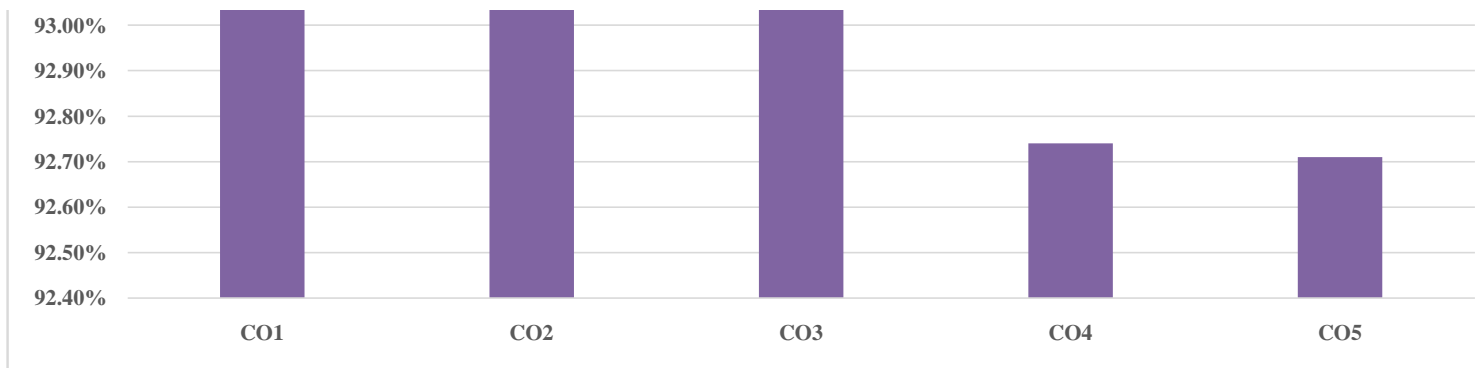
**SUBJECT NAME: COMPUTER NETWORKS**

**SUBJECT CODE:RCCS10CS9**

**NO. OF STUDENTS: 57**

COURSE OUTCOME	PERCENTAGE OF ATTAIMENT
CO1	93.07%
CO2	93.07%
CO3	93.28%
CO4	92.74%
CO5	92.71%





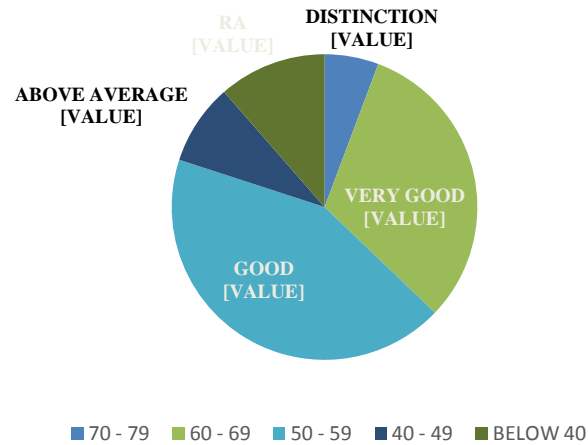
**COURSE ATTAINMENT FOR B.Sc. COMPUTER SCIENCE**

**SUBJECT NAME: COMPUTER NETWORKS**  
**SUBJECT CODE: RCCS10CS9**  
**NO. OF STUDENTS: 57**

<b>COURSE OUTCOME ASSESSMENT</b>		
<b>CATEGORY (MARKS)</b>	<b>NO. OF STUDENTS</b>	<b>STATUS</b>
<b>90 &amp; ABOVE</b>	<b>0</b>	<b>OUTSTANDING</b>
<b>80 - 89</b>	<b>0</b>	<b>EXCELLENT</b>
<b>70 - 79</b>	<b>2</b>	<b>DISTINCTION</b>
<b>60 - 69</b>	<b>11</b>	<b>VERY GOOD</b>
<b>50 - 59</b>	<b>15</b>	<b>GOOD</b>
<b>40 - 49</b>	<b>3</b>	<b>ABOVE AVERAGE</b>
<b>BELOW 40</b>	<b>4</b>	<b>RA</b>

<b>COURSE OUTCOME ASSESSMENT IN PERCENTAGE</b>		
<b>CATEGORY (MARKS)</b>	<b>PERCENTAGE</b>	<b>STATUS</b>
70 - 79	5.56%	DISTINCTION
60 - 69	30.56%	VERY GOOD
50 - 59	41.67%	GOOD
40 - 49	8.33%	ABOVE AVERAGE
BELOW 40	11.11%	RA

**COURSE OUTCOME ASSESSMENT IN PERCENTAGE**



**PG DEPARTMENT OF COMPUTER SCIENCE  
ATTAINMENT OF PROGRAM OUTCOMES AND COURSE OUTCOMES**

**PROGRAM OUTCOME**

<b>PO1</b>	Get core competence in various subjects of Computer Science.
<b>PO2</b>	Provides mathematical foundations, fundamental concepts, methods, algorithms and principles with various strategies to develop professional software development skills.
<b>PO3</b>	Develops the skills in different applications, tools and technologies.
<b>PO4</b>	Understands how to build and architect the real world applications.
<b>PO5</b>	Provides technology-oriented with knowledge and ability to develop creative solution.

**STAFF NAME: Mrs.R.BOOMA M.Sc., M.Phil.,**

**COURSE : DATA MINING AND WAREHOUSING - P16CS31**

<b>CO1</b>	Understanding the Functionalities, Issues, Social Implications, Applications and Trends in Data mining, Data Warehouses.
<b>CO2</b>	Describes about the Data Preprocessing, Various methods in Data Cleaning Algorithms.



<b>CO3</b>	Explains the Clustering, Types of Algorithms, Association rule & methods.
<b>CO4</b>	Understanding the Data Warehousing, Data marts , OLTP & OLAP systems.
<b>CO5</b>	Understanding the Developing tools, Architectural strategies and organizational issues in data warehouse, Data content, Meta data.

<b>PO →</b>	<b>PO1</b>	<b>PO2</b>	<b>PO3</b>	<b>PO4</b>	<b>PO5</b>
CO1	3	3	3	2	2
CO2	3	2	2	2	3
CO3	3	2	2	3	2
CO4	3	3	2	2	2
CO5	3	2	2	2	3
<b>AVERAGE</b>	<b>3</b>	<b>2.4</b>	<b>2.2</b>	<b>2.2</b>	<b>2.4</b>

**INTERNAL EXAMINATION MARK DISTRIBUTION FOR EACH COURSE OUTCOME**

<b>CO</b>	<b>INTERNAL (25)</b>		
	<b>UNIT TEST (15)</b>	<b>SEMINAR (5)</b>	<b>ASSIGNMENT (5)</b>
<b>CO1</b>	<b>3</b>	<b>1</b>	<b>1</b>
<b>CO2</b>	<b>3</b>	<b>1</b>	<b>1</b>
<b>CO3</b>	<b>3</b>	<b>1</b>	<b>1</b>
<b>CO4</b>	<b>3</b>	<b>1</b>	<b>1</b>
<b>CO5</b>	<b>3</b>	<b>1</b>	<b>1</b>
<b>TOTAL</b>	<b>15</b>	<b>5</b>	<b>5</b>

<b>SNO</b>	<b>REG. NO</b>	<b>NAME</b>	<b>CO1</b>	<b>CO2</b>	<b>CO3</b>	<b>CO4</b>	<b>CO5</b>	<b>TOTAL</b>	<b>% TO TOTAL INTERNAL MARK</b>
1	P16271151	AARTHIR	4	5	4	5	4	23	92
2	P16271152	ABINAYA.K	5	4	5	5	5	24	96
3	P16271153	ARCHANA.N	5	5	5	4	5	24	96
4	P16271155	BOWYA.S	5	5	5	5	5	25	100
5	P16271156	BRUNDHA.R	5	5	4	4	4	23	92
6	P16271157	DIVYA.A	5	5	5	5	5	25	100
7	P16271158	DURGA DEVI.J	5	5	5	5	5	25	100
8	P16271159	DURGADEVI.C	5	5	5	5	5	25	100
9	P16271160	JAYALAKSHMI.R	4	5	4	5	4	23	92

10	P16271161	MAHESWARI.V	5	4	5	5	5	24	96
11	P16271162	MUTHUMEENA.S	5	5	5	4	5	24	96
12	P16271163	MUTHUROJA.T	5	5	5	5	5	25	100
13	P16271164	NIVETHA.R	5	5	4	4	4	23	92
14	P16271165	PARKAVIL	5	5	5	5	5	25	100
15	P16271166	PAVITHRA.L	5	5	5	5	5	25	100
16	P16271167	PRICILLA.M	5	5	5	5	5	25	100
17	P16271168	PRIYADHARSHINI.S	4	5	4	5	4	23	92
18	P16271169	RAMESWARIM	5	4	5	5	5	24	96
19	P16271170	RAMIKA.C	5	5	5	4	5	24	96
20	P16271171	SATHYA.M	5	5	5	5	5	25	100
21	P16271172	SEETHALAKSHMI.B	5	5	4	4	4	23	92
22	P16271174	STELLA.A	5	5	5	5	5	25	100
23	P16271175	SUMITHA.A	5	5	5	5	5	25	100
<b>AVERAGE</b>					<b>4.87</b>	<b>4.87</b>	<b>4.739</b>	<b>4.7391304</b>	<b>4.739130435</b>

**EXPECTED ATTAINMENT IN EACH CO - 85%**

CO	INT. EXAM+	END SEM	TOTAL	%
CO1	4.87	75	79.87	93.96471
CO2	4.87	75	79.87	93.96471
CO3	4.74	75	79.74	93.81176
CO4	4.74	75	79.74	93.81176
CO5	4.74	75	79.74	93.81176

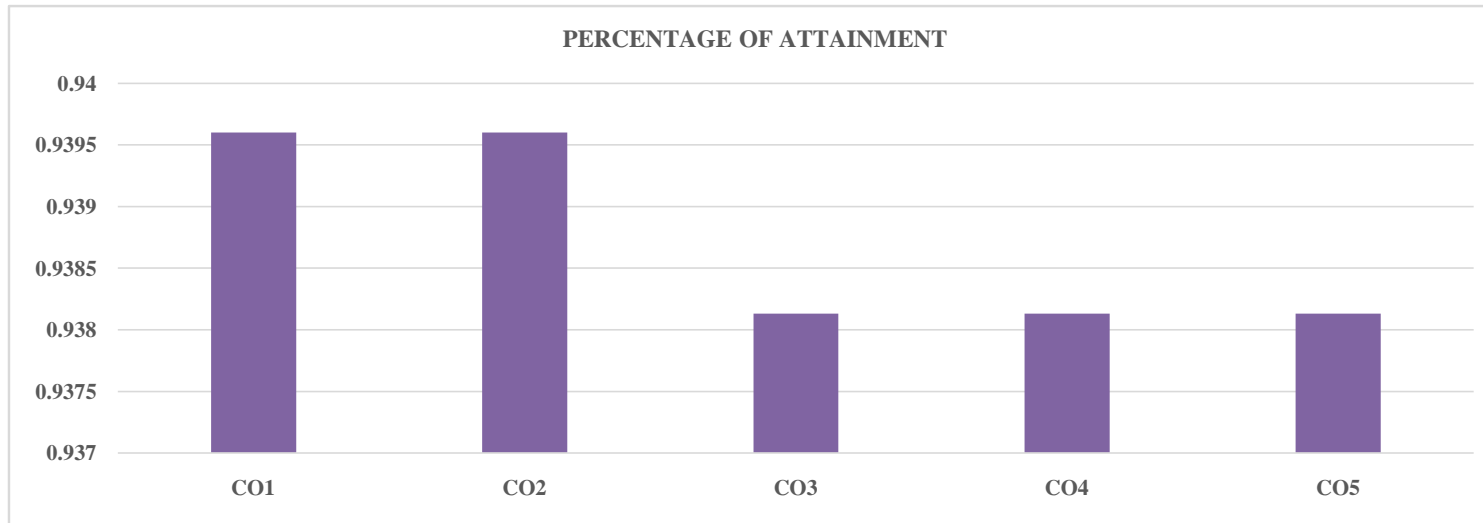
**COURSE ATTAINMENT FOR M.Sc. COMPUTER SCIENCE**

**SUBJECT NAME: DATA MINING & WAREHOUSING**

**SUBJECT CODE: P16CS31**

**NO. OF STUDENTS: 23**

COURSE OUTCOME	PERCENTAGE OF
CO1	93.96%
CO2	93.96%
CO3	93.81%
CO4	93.81%
CO5	93.81%



**COURSE ATTAINMENT FOR M.Sc. COMPUTER SCIENCE**

**SUBJECT NAME: DATA MINING & WAREHOUSING**

**SUBJECT CODE: P16CS31**

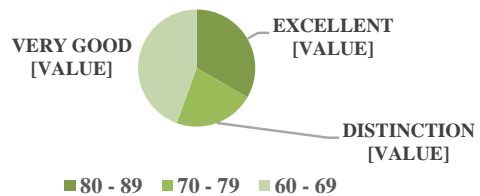
**NO. OF STUDENTS: 23**

<b>COURSE OUTCOME ASSESSMENT</b>		
<b>CATEGORY (MARKS)</b>	<b>NO. OF STUDENTS</b>	<b>STATUS</b>
90 & ABOVE	0	OUTSTANDING
80 - 89	3	EXCELLENT
70 - 79	2	DISTINCTION
60 - 69	4	VERY GOOD
50 - 59	0	ABOVE AVERAGE
BELOW 50	0	RA

**COURSE OUTCOME ASSESSMENT IN PERCENTAGE**

CATEGORY (MARKS)	PERCENTAGE	STATUS
80 - 89	33.33%	EXCELLENT
70 - 79	22.22%	DISTINCTION
60 - 69	44.44%	VERY GOOD

COURSE OUTCOME ASSESSMENT IN PERCENTAGE



*S. S. S.*  
 PRINCIPAL  
 Meenakshi Chandrasekaran  
 College of Arts and Science  
 Karambayam, Pattukkottai-614626  
 Thanjavur-District



**MEENAKSHI CHANDRASEKARAN  
COLLEGE OF ARTS AND SCIENCE**  
( Affiliated to Bharathidasan University, Tiruchirappalli )  
( UGC Recognized 2(f) & 12(B) Institution )

**PG DEPARTMENT OF COMPUTER SCIENCE  
ATTAINMENT OF PROGRAM OUTCOMES AND COURSE OUTCOMES**

**PROGRAM OUTCOME**

<b>PO1</b>	Get core competence in various subjects of Computer Science.
<b>PO2</b>	Provides mathematical foundations, fundamental concepts, methods, algorithms and principles with various strategies to develop professional software development skills.
<b>PO3</b>	Develops the skills in different applications, tools and technologies.
<b>PO4</b>	Understands how to build and architect the real world applications.
<b>PO5</b>	Provides technology-oriented with knowledge and ability to develop creative solution.

**STAFF NAME:Mrs.R.BOOMA M.Sc., M.Phil.,**

**COURSE : DATA MINING AND WAREHOUSING - P16CS31  
COURSE OUTCOME**

<b>CO1</b>	Understanding the Functionalities, Issues, Social Implications, Applications and Trends in Data mining, Data Warehouses.
------------	--

<b>CO2</b>	Describes about the Data Preprocessing, Various methods in Data Cleaning Algorithms.
<b>CO3</b>	Explains the Clustering, Types of Algorithms, Association rule & methods.
<b>CO4</b>	Understanding the Data Warehousing, Data marts , OLTP & OLAP systems.
<b>CO5</b>	Understanding the Developing tools, Architectural strategies and organizational issues in data warehouse, Data content, Meta data.

<b>PO → CO ↓</b>	<b>PO1</b>	<b>PO2</b>	<b>PO3</b>	<b>PO5</b>
CO1	3	3	3	2
CO2	3	2	2	3
CO3	3	2	2	2
CO4	3	3	2	2
CO5	3	2	2	3
<b>AVERAGE</b>	<b>3</b>	<b>2.4</b>	<b>2.2</b>	<b>2.4</b>

**INTERNAL EXAMINATION MARK DISTRIBUTION FOR EACH COURSE OUTCOME**

<b>CO</b>	<b>INTERNAL (25)</b>		
	<b>UNIT TEST (15)</b>	<b>SEMINAR (5)</b>	<b>ASSIGNMENT (5)</b>
<b>CO1</b>	<b>3</b>	<b>1</b>	<b>1</b>

<b>CO2</b>	<b>3</b>	<b>1</b>	<b>1</b>
<b>CO3</b>	<b>3</b>	<b>1</b>	<b>1</b>
<b>CO4</b>	<b>3</b>	<b>1</b>	<b>1</b>
<b>CO5</b>	<b>3</b>	<b>1</b>	<b>1</b>
<b>TOTAL</b>	<b>15</b>	<b>5</b>	<b>5</b>

<b>SNO</b>	<b>REG. NO</b>	<b>NAME</b>	<b>CO1</b>	<b>CO2</b>	<b>CO4</b>	<b>CO5</b>	<b>TOTAL</b>	<b>% TO TOTAL INTERNAL MARK</b>
1	P16271151	AARTH.I.R	4	5	5	4	23	92
2	P16271152	ABINAYA.K	5	4	5	5	24	96
3	P16271153	ARCHANA.N	5	5	4	5	24	96
4	P16271155	BOWYA.S	5	5	5	5	25	100
5	P16271156	BRUNDHA.R	5	5	4	4	23	92
6	P16271157	DIVYA.A	5	5	5	5	25	100
7	P16271158	DURGA DEVI.J	5	5	5	5	25	100
8	P16271159	DURGADEV.I.C	5	5	5	5	25	100
9	P16271160	JAYALAKSHMI.R	4	5	5	4	23	92

10	P16271161	MAHESWARI.V	5	4	5	5	24	96
11	P16271162	MUTHUMEENA.S	5	5	4	5	24	96
12	P16271163	MUTHUROJA.T	5	5	5	5	25	100
13	P16271164	NIVETHA.R	5	5	4	4	23	92
14	P16271165	PARKAVIL	5	5	5	5	25	100
15	P16271166	PAVITHRA.L	5	5	5	5	25	100
16	P16271167	PRICILLA.M	5	5	5	5	25	100
17	P16271168	PRIYADHARSHINI.S	4	5	5	4	23	92
18	P16271169	RAMESWARIM	5	4	5	5	24	96
19	P16271170	RAMIKA.C	5	5	4	5	24	96
20	P16271171	SATHYA.M	5	5	5	5	25	100
21	P16271172	SEETHALAKSHMI.B	5	5	4	4	23	92
22	P16271174	STELLA.A	5	5	5	5	25	100
23	P16271175	SUMITHA.A	5	5	5	5	25	100
<b>AVERAGE</b>			<b>4.87</b>	<b>4.8696</b>	<b>4.73913</b>	<b>4.73913</b>		



**EXPECTED ATTAINMENT IN EACH CO - 85%**

<b>CO</b>	<b>INT. EXAM+ SEMINAR+ ASSIGNMENT</b>	<b>END SEM</b>	<b>TOTAL</b>	<b>%</b>
<b>CO1</b>	<b>4.87</b>	<b>75</b>	<b>79.87</b>	<b>93.96470588</b>
<b>CO2</b>	<b>4.87</b>	<b>75</b>	<b>79.87</b>	<b>93.96470588</b>
<b>CO3</b>	<b>4.74</b>	<b>75</b>	<b>79.74</b>	<b>93.81176471</b>
<b>CO4</b>	<b>4.74</b>	<b>75</b>	<b>79.74</b>	<b>93.81176471</b>
<b>CO5</b>	<b>4.74</b>	<b>75</b>	<b>79.74</b>	<b>93.81176471</b>

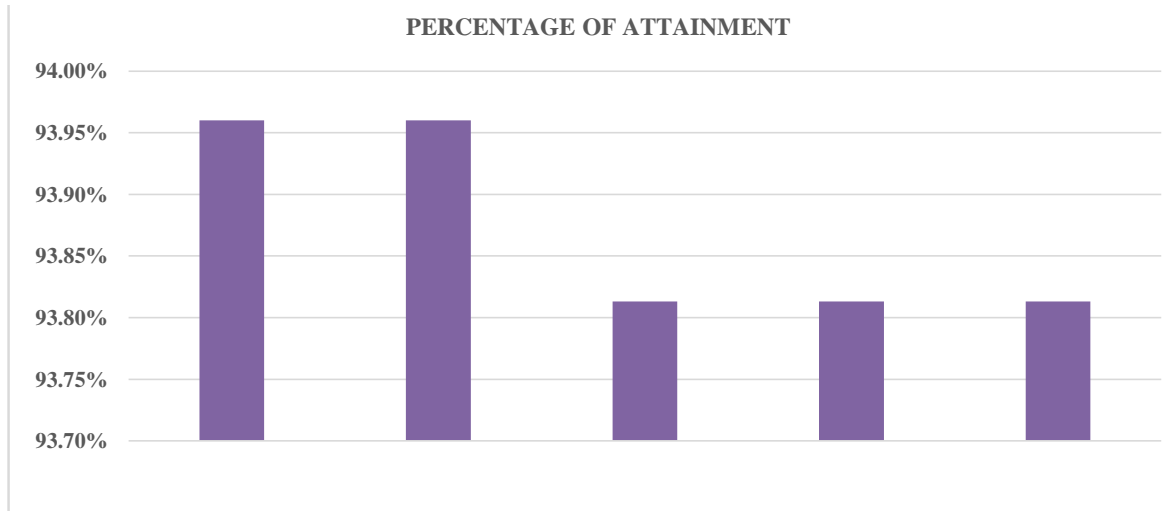
**COURSE ATTAINMENT FOR M.Sc. COMPUTER SCIENCE**

**SUBJECT NAME: DATA MINING & WAREHOUSING**

**SUBJECT CODE: P16CS31**

**NO. OF STUDENTS: 23**

<b>COURSE OUTCOME</b>	<b>PERCENTAGE OF ATTAINMENT</b>
CO1	93.96%
CO2	93.96%
CO3	93.81%
CO4	93.81%
CO5	93.81%



**COURSE ATTAINMENT FOR M.Sc. COMPUTER SCIENCE**

**SUBJECT NAME: DATA MINING & WAREHOUSING**

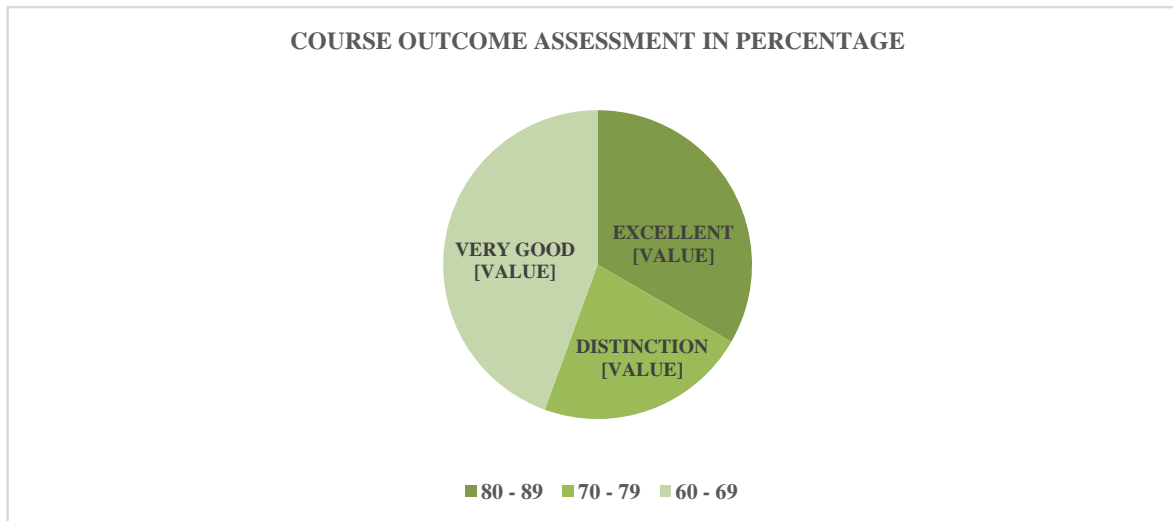
**SUBJECT CODE: P16CS31**


**NO. OF STUDENTS: 23**

<b>COURSE OUTCOME ASSESSMENT</b>		
<b>CATEGORY (MARKS)</b>	<b>NO. OF STUDENTS</b>	<b>STATUS</b>
90 & ABOVE	0	OUTSTANDING
80 - 89	3	EXCELLENT
70 - 79	2	DISTINCTION
60 - 69	4	VERY GOOD
50 - 59	0	ABOVE AVERAGE

BELOW 50	0	RA
----------	---	----

COURSE OUTCOME ASSESSMENT IN PERCENTAGE		
CATEGORY (MARKS)	PERCENTAGE	STATUS
80 - 89	33.33%	EXCELLENT
70 - 79	22.22%	DISTINCTION
60 - 69	44.44%	VERY GOOD



  
 PRINCIPAL  
 Meenakshi Chandrasekaran  
 College of Arts and Science  
 Karambayam, Pattukkottai-614620  
 Thanjavur-District



**MEENAKSHI CHANDRASEKARAN  
COLLEGE OF ARTS AND SCIENCE**  
( Affiliated to Bharathidasan University, Tiruchirappalli  
( UGC Recognized 2(f) & 12(B) Institution )

**PG DEPARTMENT OF COMPUTER SCIENCE  
ATTAINMENT OF PROGRAM OUTCOMES AND COURSE OUTCOMES**

**PROGRAM OUTCOME**

<b>PO1</b>	Get core competence in various subjects of Computer Science.
<b>PO2</b>	Provides mathematical foundations, fundamental concepts, methods, algorithms and principles with various strategies to develop professional software development skills.
<b>PO3</b>	Develops the skills in different applications, tools and technologies.
<b>PO4</b>	Understands how to build and architect the real world applications.
<b>PO5</b>	Provides technology-oriented with knowledge and ability to develop creative solution.

**COURSE : CLOUD COMPUTING - P16CS41**

**COURSE OUTCOME**

<b>CO1</b>	Understanding the Layers, Features, Types, Seven step model, SaaS, Integration Scenarios, Methodologies, The Enterprise Paradigm.
<b>CO2</b>	Describes about the Migration Services, Infrastructures, Design types, Cloud Storage ,Technologies, Challenges.
<b>CO3</b>	Explains the Technologies and Tools, Aneka Cloud Platform, Hybrid Cloud Implementation – CometCloud.

<b>CO4</b>	Introduction – Enterprise Demand, Dynamic ICT Service , Quality and Security, Data Centre Producing Business, The MapReduce Programming.
<b>CO5</b>	Understanding the Principles, A Federated Cloud Computing Model, Security Considerations, SLA, SLO Management, HPC on CloudsGrid.

<b>PO → CO↓</b>	<b>PO1</b>	<b>PO2</b>	<b>PO3</b>	<b>PO4</b>	<b>PO5</b>
CO1	3	3	3	2	2
CO2	3	2	1	2	3
CO3	3	2	2	3	2
CO4	3	3	2	2	2
CO5	3	1	2	2	3
<b>AVERAGE</b>	<b>3</b>	<b>2.2</b>	<b>2</b>	<b>2.2</b>	<b>2.4</b>

**INTERNAL EXAMINATION MARK DISTRIBUTION FOR EACH COURSE OUTCOME**

<b>CO</b>	<b>INTERNAL (25)</b>		
	<b>UNIT TEST (15)</b>	<b>SEMINAR (5)</b>	<b>ASSIGNMENT (5)</b>
<b>CO1</b>	<b>3</b>	<b>1</b>	<b>1</b>
<b>CO2</b>	<b>3</b>	<b>1</b>	<b>1</b>
<b>CO3</b>	<b>3</b>	<b>1</b>	<b>1</b>
<b>CO4</b>	<b>3</b>	<b>1</b>	<b>1</b>

CO5	3	1	1
TOTAL	15	5	5

SNO	REG. NO	NAME	CO1	CO2	CO3	CO4	CO5	TOTAL	% TO TOTAL INTERNAL MARK
1	P16271151	AARTHI.R	5	5	5	5	5	25	100
2	P16271152	ABINAYA.K	5	5	5	5	5	25	100
3	P16271153	ARCHANA.N	5	5	5	5	5	25	100
4	P16271155	BOWYA.S	5	5	5	5	5	25	100
5	P16271156	BRUNDHA.R	5	5	5	4	4	24	96
6	P16271157	DIVYA.A	5	5	5	5	5	25	100
7	P16271158	DURGA DEVI.J	5	5	5	5	5	25	100
8	P16271159	DURGADEVI.C	5	5	5	5	5	25	100
9	P16271160	JAYALAKSHMI.R	5	5	5	4	4	24	96
10	P16271161	MAHESWARI.V	5	5	5	5	5	25	100
11	P16271162	MUTHUMEENA.S	5	5	5	5	5	25	100
12	P16271163	MUTHUROJA.T	5	5	5	5	5	25	100

13	P16271164	NIVETHA.R	5	5	5	5	5	25	100		
14	P16271165	PARKAVIL	5	5	5	5	5	25	100		
15	P16271166	PAVITHRA.L	5	5	5	4	4	24	96		
16	P16271167	PRICILLA.M	5	5	5	5	5	25	100		
17	P16271168	PRIYADHARSHINI.S	5	5	5	5	5	25	100		
18	P16271169	RAMESWARIM	5	5	5	5	5	25	100		
19	P16271170	RAMIKA.C	5	5	5	4	4	24	96		
20	P16271171	SATHYA.M	5	5	5	5	5	25	100		
21	P16271172	SEETHALAKSHMI.B	5	5	5	5	5	25	100		
22	P16271174	STELLA.A	5	5	5	5	5	25	100		
23	P16271175	SUMITHA.A	4	4	5	5	5	23	92		
<b>AVERAGE</b>					<b>4.957</b>	<b>4.957</b>	<b>5</b>	<b>4.826087</b>	<b>4.826086957</b>		

**EXPECTED ATTAIMENT IN EACH CO - 85%**

CO	INT. EXAM+ SEMINAR+ ASSIGNMENT	END SEM	TOTAL	%
CO1	4.96	75	79.96	94.071

CO2	4.96	75	79.96	94.071
CO3	5	75	80	94.118
CO4	4.83	75	79.83	93.918
CO5	4.83	75	79.83	93.918

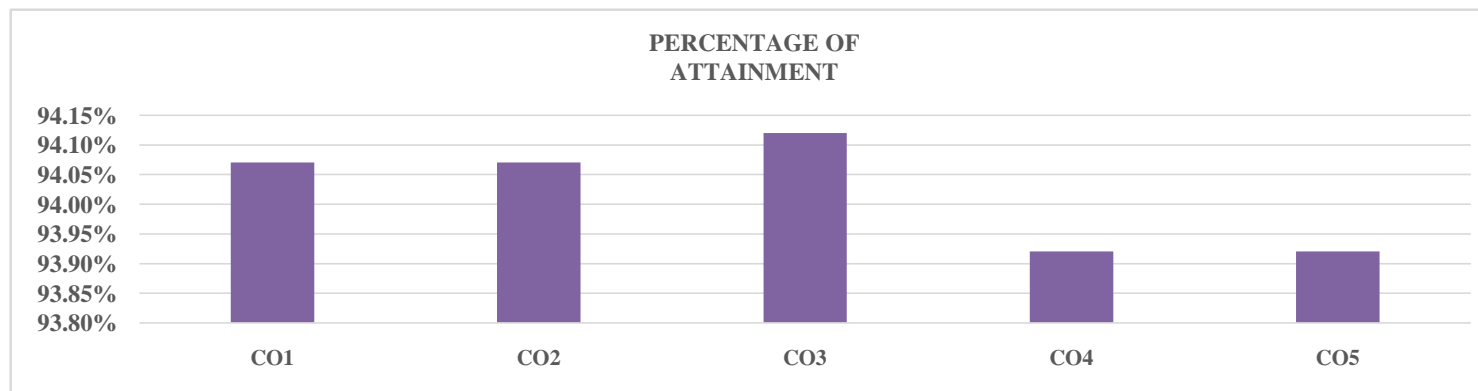
**COURSE ATTAINMENT FOR M.Sc. COMPUTER SCIENCE**

**SUBJECT NAME: CLOUD COMPUTING**

**SUBJECT CODE: P16CS41**

**NO. OF STUDENTS: 23**

COURSE OUTCOME	PERCENTAGE OF ATTAINMENT
CO1	94.07%
CO2	94.07%
CO3	94.12%
CO4	93.92%
CO5	93.92%





**COURSE ATTAINMENT FOR M.Sc. COMPUTER SCIENCE**

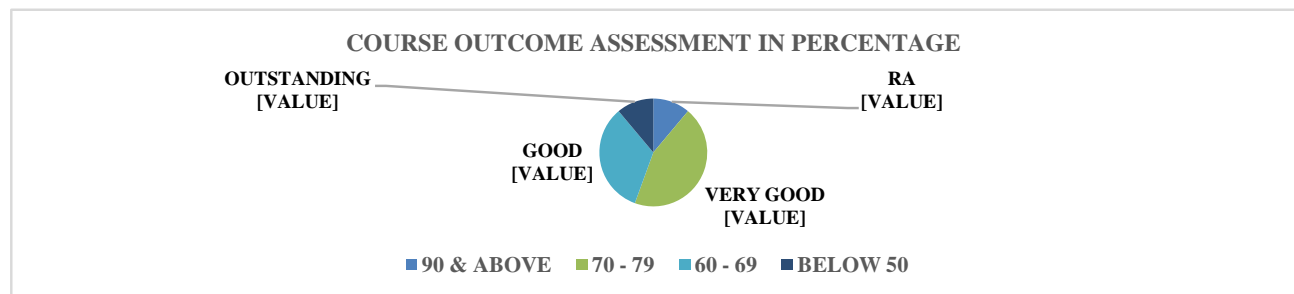
**SUBJECT NAME: CLOUD COMPUTING**

**SUBJECT CODE: P16CS41**

**NO. OF STUDENTS: 23**

CATEGORY (MARKS)	NO. OF STUDENTS	STATUS
90 & ABOVE	1	OUTSTANDING
80 - 89	0	EXCELLENT
70 - 79	4	VERY GOOD
60 - 69	3	GOOD
50 - 59	0	ABOVE AVERAGE
BELOW 50	1	RA

COURSE OUTCOME ASSESSMENT IN PERCENTAGE		
CATEGORY (MARKS)	PERCENTAGE	STATUS
90 & ABOVE	11.11%	OUTSTANDING
70 - 79	44.44%	VERY GOOD
60 - 69	33.33%	GOOD
BELOW 50	11.11%	RA



**PG DEPARTMENT OF COMPUTER SCIENCE**  
**ATTAINMENT OF PROGRAM OUTCOMES AND COURSE OUTCOMES**

**PROGRAM OUTCOME**

<b>PO1</b>	Get core competence in various subjects of Computer Science.
<b>PO2</b>	Provides mathematical foundations, fundamental concepts, methods, algorithms and principles with various strategies to develop professional software development skills.
<b>PO3</b>	Develops the skills in different applications, tools and technologies.
<b>PO4</b>	Understands how to build and architect the real world applications.
<b>PO5</b>	Provides technology-oriented with knowledge and ability to develop creative solution.

**STAFF NAME:Mr.C.VENTATESVARAN M.C.A.,M.Phil.,**

**COURSE : DESIGN & ANALYSIS OF ALGORITHM - P16CS13**

<b>CO1</b>	To study the concepts of algorithms and analysis of algorithms.
<b>CO2</b>	Understanding the concepts of analysis of algorithm using divide & conquer method.
<b>CO3</b>	Describes the concepts of analysis of algorithm using greedy method.
<b>CO4</b>	Understanding the concepts of analysis of algorithm using dynamic programming method.
<b>CO5</b>	Understanding the concepts of analysis of algorithm using backtracking and branch & bound techniques.

<b>PO →</b>	<b>PO1</b>	<b>PO2</b>	<b>PO3</b>	<b>PO4</b>	<b>PO5</b>
CO1	2	3	2	2	2
CO2	2	3	2	1	2
CO3	2	3	2	1	2
CO4	2	3	2	2	2
CO5	2	3	2	1	2
<b>AVERAGE</b>	<b>2</b>	<b>3</b>	<b>2</b>	<b>1.4</b>	<b>2</b>

**INTERNAL EXAMINATION MARK DISTRIBUTION FOR EACH COURSE OUTCOME**

<b>CO</b>	<b>INTERNAL (25)</b>		
	<b>UNIT TEST (15)</b>	<b>SEMINAR (5)</b>	<b>ASSIGNMENT (5)</b>

CO1	3	1	1
CO2	3	1	1
CO3	3	1	1
CO4	3	1	1
CO5	3	1	1
TOTAL	15	5	5

SNO	REG. NO	NAME	CO1	CO2	CO3	CO4	CO5	TOTAL	% TO TOTAL INTERNAL MARK
1	P1727 1551	AARTHLS	5	5	5	5	5	25	100
2	P1727 1552	ABIRAM.LK	5	4	5	5	5	24	96
3	P1727 1553	ABIRAM.LR	5	5	5	5	5	25	100
4	P1727 1554	ANITHA.S	5	5	4	5	4	23	92
5	P1727 1555	ARUNYA.V	4	4	5	4	5	22	88
6	P1727 1556	BANU PRIYA.S	5	5	5	5	5	25	100
7	P1727 1559	CHITRA.J	5	5	5	5	5	25	100
8	P1727 1560	DEEPA.V	5	4	5	5	5	24	96
9	P1727 1561	DEEPIKA.R	5	5	5	5	5	25	100
10	P1727 1562	DHANALAKSHMIA	5	5	4	5	4	23	92

11	P1727 1563	DURGADEVIA	4	4	5	4	5	22	88
12	P1727 1564	ELAKKIYA.S	5	4	5	5	5	24	96
13	P1727 1565	KALAIVANIR	5	5	5	5	5	25	100
14	P1727 1566	MADHUBALA.A	5	4	5	5	5	24	96
15	P1727 1567	MOHANAPRIYA.S	5	5	5	5	5	25	100
16	P1727 1568	PRABHAVATHIR	5	5	4	5	4	23	92
17	P1727 1569	PUNITHAVALLIS	4	4	5	4	5	22	88
18	P1727 1570	SHAKTHIGA.P	5	4	5	5	5	24	96
19	P1727 1571	SIVITHA.S	5	5	5	5	5	25	100
20	P1727 1572	SOUNDARYA.N	5	5	4	5	4	23	92
21	P1727 1573	SOWMIYA.N	4	4	5	4	5	22	88
22	P1727 1574	SURYAPRABHA.K	5	5	4	5	5	24	96
23	P1727 1575	THASNEEM.S	5	4	5	5	4	23	92
24	P1727 1576	VEERAPRADEEPA.V	4	4	5	5	4	22	88
25	P1727 1577	YAMUNA.B	5	4	4	5	5	23	92

<b>AVERAGE</b>	<b>4.8</b>	<b>4.52</b>	<b>4.76</b>	<b>4.84</b>	<b>4.76</b>
----------------	------------	-------------	-------------	-------------	-------------

**EXPECTED ATTAIMENT IN EACH CO - 85%**

CO	INT. EXAM+	END SEM	TOTAL	%
CO1	4.8	75	79.8	93.882
CO2	4.52	75	79.52	93.553
CO3	4.8	75	79.8	93.882
CO4	4.84	75	79.84	93.929
CO5	4.76	75	79.76	93.835

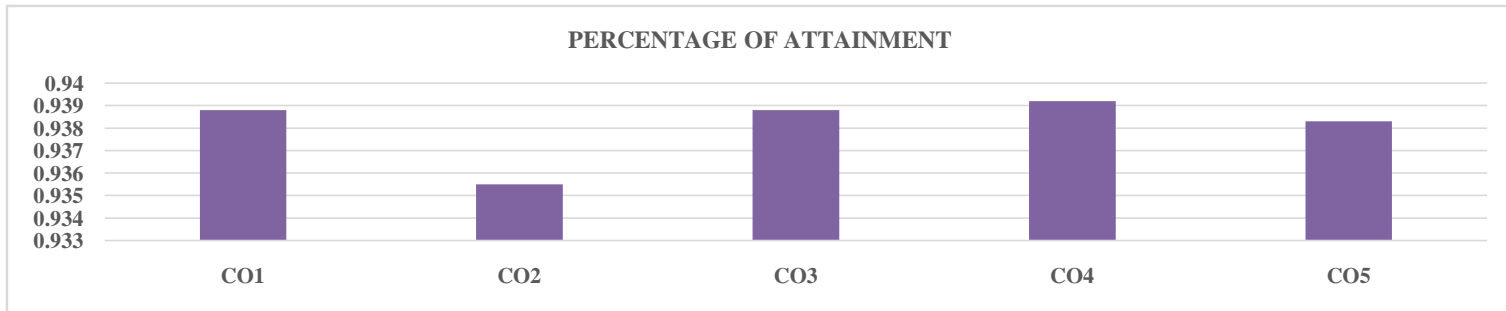
**COURSE ATTAIMENT FOR M.Sc. COMPUTER SCIENCE**

**SUBJECT NAME: DESIGN & ANALYSIS OF ALGORITHM**

**SUBJECT CODE: P16CS13**

**NO. OF STUDENTS: 25**

COURSE OUTCOME	PERCENTAGE OF
CO1	93.88%
CO2	93.55%
CO3	93.88%
CO4	93.92%
CO5	93.83%



**COURSE ATTAIMENT FOR M.Sc. COMPUTER SCIENCE**

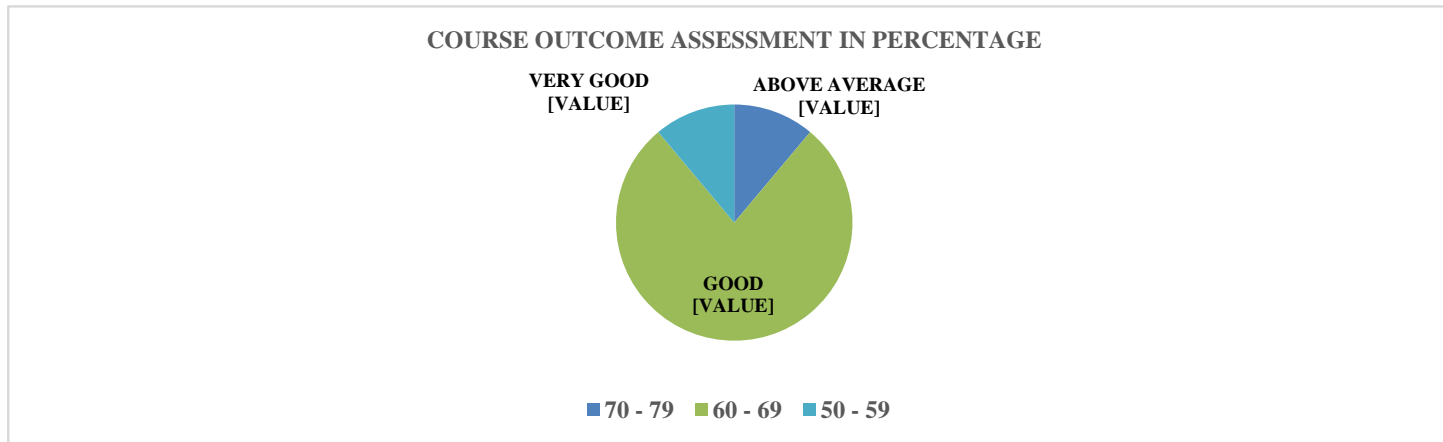
**SUBJECT NAME: DESIGN & ANALYSIS OF ALGORITHM**

**SUBJECT CODE: P16CS13**

**NO. OF STUDENTS: 25**

CATEGORY (MARKS)	NO. OF STUDENTS	STATUS
90 & ABOVE	0	OUTSTANDING
80 - 89	0	EXCELLENT
70 - 79	1	VERY GOOD
60 - 69	7	GOOD
50 - 59	1	ABOVE AVERAGE
BELOW 50	0	RA

COURSE OUTCOME ASSESSMENT IN PERCENTAGE		
CATEGORY (MARKS)	PERCENTAGE	STATUS
70 - 79	11.11%	VERY GOOD
60 - 69	77.78%	GOOD
50 - 59	11.11%	ABOVE AVERAGE



  
PRINCIPAL,  
Meenakshi Chandrasekaran  
College of Arts and Science  
Karambayam, Pattukkottai-6146  
Thanjavur-District





























**MEENAKSHI CHANDRASEKARAN  
COLLEGE OF ARTS AND SCIENCE**  
( Affiliated to Bharathidasan University, Tiruchirappalli )  
( UGC Recognized 2(f) & 12(B) Institution )

**PG DEPARTMENT OF COMPUTER SCIENCE  
ATTAINMENT OF PROGRAM OUTCOMES AND COURSE OUTCOMES**

**PROGRAM OUTCOME**

<b>PO1</b>	Get core competence in various subjects of Computer Science.
<b>PO2</b>	Provides mathematical foundations, fundamental concepts, methods, algorithms and principles with various strategies to develop professional software development skills.
<b>PO3</b>	Develops the skills in different applications, tools and technologies.
<b>PO4</b>	Understands how to build and architect the real world applications.
<b>PO5</b>	Provides technology-oriented with knowledge and ability to develop creative solution.

**STAFF NAME:Ms.C.SINDHU M.Sc., M.Phil.,**

**COURSE : DESIGN & ANALYSIS OF ALGORITHM - P16CS13  
COURSE OUTCOME**

<b>CO1</b>	To study the concepts of algorithms and analysis of algorithms.
<b>CO2</b>	Understanding the concepts of analysis of algorithm using divide & conquer method.

<b>CO3</b>	Describes the concepts of analysis of algorithm using greedy method.
<b>CO4</b>	Understanding the concepts of analysis of algorithm using dynamic programming method.
<b>CO5</b>	Understanding the concepts of analysis of algorithm using backtracking and branch & bound techniques.

<b>PO → CO ↓</b>	<b>PO1</b>	<b>PO2</b>	<b>PO3</b>	<b>PO4</b>	<b>PO5</b>
CO1	2	3	2	2	2
CO2	2	3	2	1	2
CO3	2	3	2	1	2
CO4	2	3	2	2	2
CO5	2	3	2	1	2
<b>AVERAGE</b>	<b>2</b>	<b>3</b>	<b>2</b>	<b>1.4</b>	<b>2</b>

**INTERNAL EXAMINATION MARK DISTRIBUTION FOR EACH COURSE OUTCOME**

<b>CO</b>	<b>INTERNAL (25)</b>		
	<b>UNIT TEST (15)</b>	<b>SEMINAR (5)</b>	<b>ASSIGNMENT (5)</b>
<b>CO1</b>	<b>3</b>	<b>1</b>	<b>1</b>
<b>CO2</b>	<b>3</b>	<b>1</b>	<b>1</b>

<b>CO3</b>	<b>3</b>	<b>1</b>	<b>1</b>
<b>CO4</b>	<b>3</b>	<b>1</b>	<b>1</b>
<b>CO5</b>	<b>3</b>	<b>1</b>	<b>1</b>
<b>TOTAL</b>	<b>15</b>	<b>5</b>	<b>5</b>

<b>SNO</b>	<b>REG. NO</b>	<b>NAME</b>	<b>CO1</b>	<b>CO2</b>	<b>CO3</b>	<b>CO4</b>	<b>CO5</b>	<b>TOTAL</b>	<b>% TO TOTAL INTERNAL MARK</b>
1	P1727 1551	AARTHLS	5	5	5	5	5	25	100
2	P1727 1552	ABIRAMI.K	5	4	5	5	5	24	96
3	P1727 1553	ABIRAMI.R	5	5	5	5	5	25	100
4	P1727 1554	ANITHA.S	5	5	4	5	4	23	92
5	P1727 1555	ARUNYA.V	4	4	5	4	5	22	88
6	P1727 1556	BANU PRIYA.S	5	5	5	5	5	25	100
7	P1727 1559	CHITRA.J	5	5	5	5	5	25	100
8	P1727 1560	DEEPA.V	5	4	5	5	5	24	96
9	P1727 1561	DEEPIKA.R	5	5	5	5	5	25	100
10	P1727 1562	DHANALAKSHMI.A	5	5	4	5	4	23	92

11	P1727 1563	DURGADEVI.A	4	4	5	4	5	22	88
12	P1727 1564	ELAKKIYA.S	5	4	5	5	5	24	96
13	P1727 1565	KALAIVANIR	5	5	5	5	5	25	100
14	P1727 1566	MADHUBALA.A	5	4	5	5	5	24	96
15	P1727 1567	MOHANAPRIYA.S	5	5	5	5	5	25	100
16	P1727 1568	PRABHAVATHI.R	5	5	4	5	4	23	92
17	P1727 1569	PUNITHAVALLI.S	4	4	5	4	5	22	88
18	P1727 1570	SHAKTHIGA.P	5	4	5	5	5	24	96
19	P1727 1571	SIVITHA.S	5	5	5	5	5	25	100
20	P1727 1572	SOUNDARYA.N	5	5	4	5	4	23	92
21	P1727 1573	SOWMIYA.N	4	4	5	4	5	22	88
22	P1727 1574	SURYAPRABHA.K	5	5	4	5	5	24	96
23	P1727 1575	THASNEEM.S	5	4	5	5	4	23	92
24	P1727 1576	VEERAPRADEEPA.V	4	4	5	5	4	22	88
25	P1727 1577	YAMUNA.B	5	4	4	5	5	23	92
<b>AVERAGE</b>			<b>4.8</b>	<b>4.52</b>	<b>4.76</b>	<b>4.84</b>	<b>4.76</b>		

**EXPECTED ATTAIMENT IN EACH CO - 85%**

<b>CO</b>	<b>INT. EXAM+ SEMINAR+ ASSIGNMENT</b>	<b>END SEM</b>	<b>TOTAL</b>	<b>%</b>
<b>CO1</b>	<b>4.8</b>	<b>75</b>	<b>79.8</b>	<b>93.882</b>
<b>CO2</b>	<b>4.52</b>	<b>75</b>	<b>79.52</b>	<b>93.553</b>
<b>CO3</b>	<b>4.8</b>	<b>75</b>	<b>79.8</b>	<b>93.882</b>
<b>CO4</b>	<b>4.84</b>	<b>75</b>	<b>79.84</b>	<b>93.929</b>
<b>CO5</b>	<b>4.76</b>	<b>75</b>	<b>79.76</b>	<b>93.835</b>

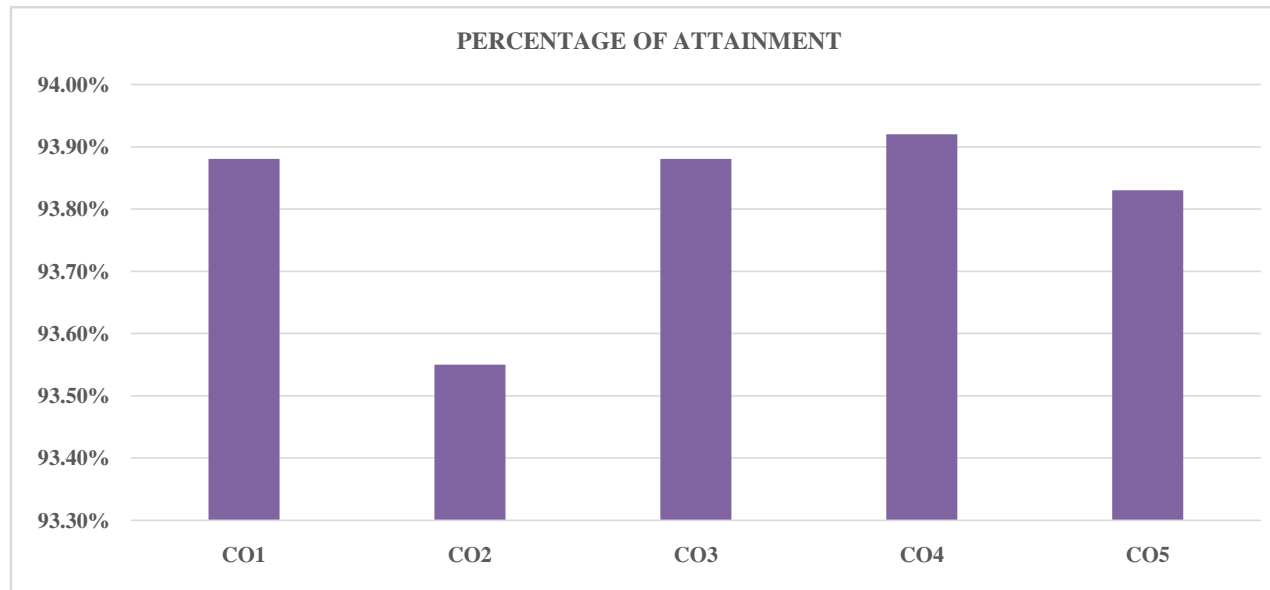
**COURSE ATTAINMENT FOR M.Sc. COMPUTER SCIENCE**

**SUBJECT NAME: DESIGN & ANALYSIS OF ALGORITHM**

**SUBJECT CODE: P16CS13**

**NO. OF STUDENTS: 25**

<b>COURSE OUTCOME</b>	<b>PERCENTAGE OF ATTAINMENT</b>
CO1	93.88%
CO2	93.55%
CO3	93.88%
CO4	93.92%
CO5	93.83%



**COURSE ATTAINMENT FOR M.Sc. COMPUTER SCIENCE**

**SUBJECT NAME: DESIGN & ANALYSIS OF ALGORITHM**

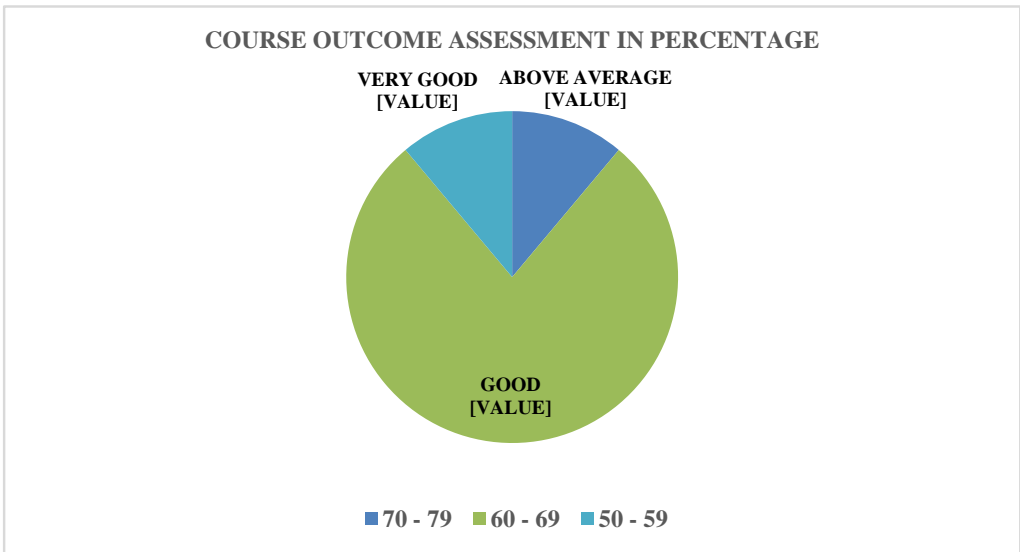
**SUBJECT CODE: P16CS13**


**NO. OF STUDENTS: 25**

CATEGORY (MARKS)	NO. OF STUDENTS	STATUS
90 & ABOVE	0	OUTSTANDING
80 - 89	0	EXCELLENT

70 - 79	1	VERY GOOD
60 - 69	7	GOOD
50 - 59	1	ABOVE AVERAGE
BELOW 50	0	RA

COURSE OUTCOME ASSESSMENT IN PERCENTAGE		
CATEGORY (MARKS)	PERCENTAGE	STATUS
70 - 79	11.11%	VERY GOOD
60 - 69	77.78%	GOOD
50 - 59	11.11%	ABOVE AVERAGE



  
**PRINCIPAL**  
**Meenakshi Chandrasekaran**  
**College of Arts and Science**  
**Karambayam, Pattukkottai-614 626**  
**Thanjavur-District**